



LEDs World



Home Resource

2015 New Edition



Our Vision

To illuminate every part of the world

Our Mission

- To be the leading lighting company in Taiwan and China
 - To be the best at what customers value most
 - To exceed customers expectation
 - Treat staffs & customers & substructures as partnership
 - Enjoy work as part of life
-

Our Core Competence

- Innovation
 - Integrity
 - Efficiency
 - Passion
 - Responsibility
 - Team Work
-

President's Message



Sam Chen MBA

**President & Honorary
Chairman of TLFEA**

■ TLFEA: Taiwan Lighting
Fixture Export Association

Since its establishment in 1988, Home Resource Ind. CO.Ltd. has been dedicated to production and development of lighting products for two decades. We would like to take this opportunity to express our sincere appreciation for your fully supports and concerns over the past 26 years.

With years of efforts on upgrading production capability and capacity, Home Resource has grown into a consummate manufacturer of lightings on OEM (original equipment manufacturing) and ODM (original design manufacturing) basis. Globally reputed R&D talent has also helped Home Resource to enhance popularity and recognition of its own-brand products in recent years.

In addition to existing branches, Home Resource has officially operated a newly constructed plant of 26,000 square meters in China (Zhong Shan City, Guangdong Province), which employs advanced production equipment to assure even shorter delivery and more considerate services for clients than before.

We strive for success not only in having determination and courage, but also developing innovative products and marketing intelligence base on our core competence: innovation, efficiency, integrity and passion. Home Resource will definitely get hold of past success to carry on growing continuously in the lighting territory now and then. Let's witness the brand new, prosperous Home Resource to achieve an even higher peak of success in the coming future.

Company Profile



David Chen

General Manager

Home Resource was established in 1988. Since then, the company has developed into one of the most professional lighting manufactures in Taiwan and Mainland China.

Home Resource/Green Resource would like to express our sincere thanks to all customers, parts sub-contractors and every one of our employees. It is their continuing support and hard work that has allowed Home Resource/Green Resource to grow as rapidly as they have been able to. HR&GR will continue to make even greater efforts in the future.

Other than a self-support manufacturer, through a presence in Ningbo and Zhongshan and 50 employees, Home Resource also operates a sourcing network of two offices in China.

We strive to attain a position of long-term, sustainable pre-eminence in the lighting field "lighting up" both our customers and ourselves.

We look forward to working with you all continuously to create a brilliant future.

► Taipei Headquarter



► China Factory



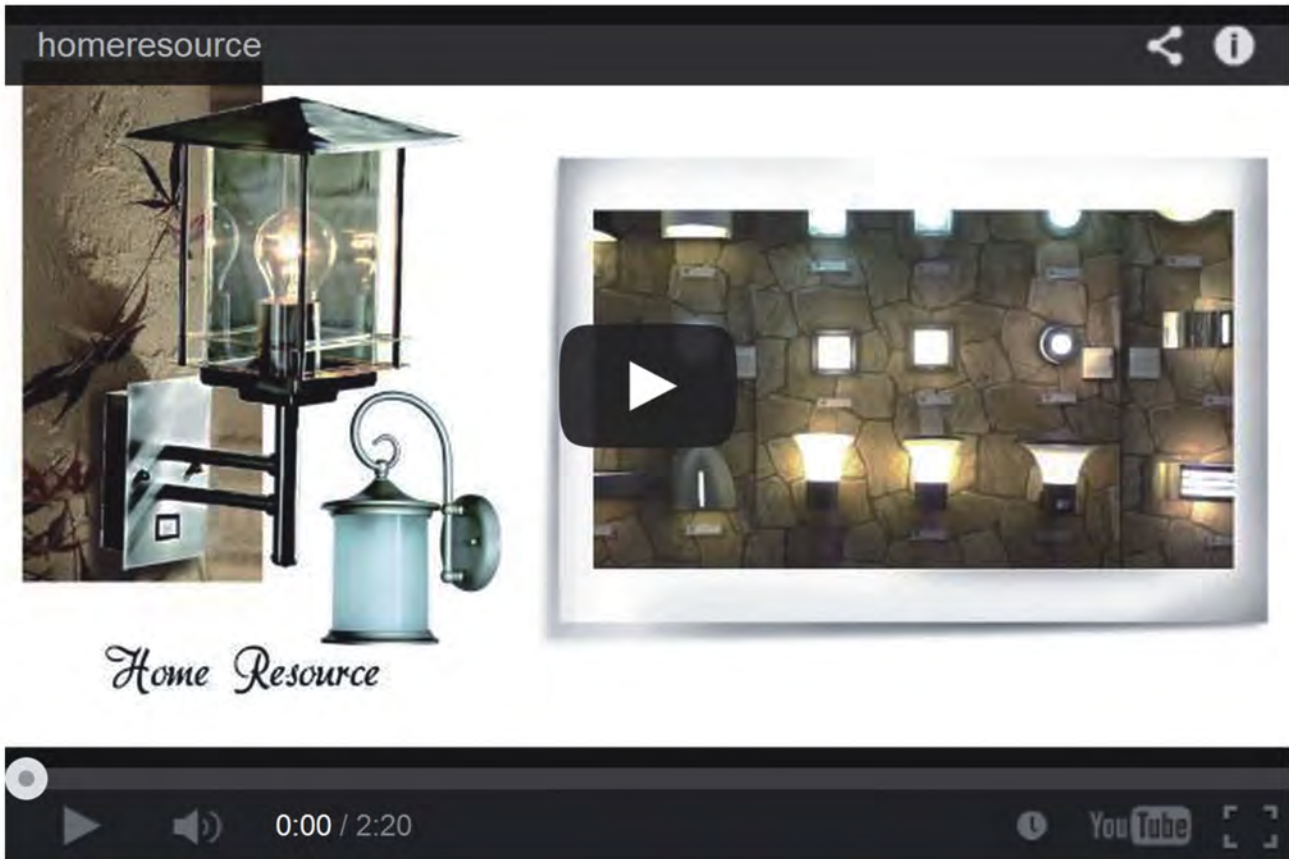
► Sales Team



► Production Line



► China Show Room



Exterior Wall Light




Exterior Garden Light



Stainless Steel Garden Light



Exterior Bulkheads



Interior Ceiling Light



LED Table Lamp



Novelty Light & Mood Light



In-ground Light & Deck Light

► Test Facilities



Integrator Machine Set



Integrator Machine Set



Integrator Machine Set (To test Color Temperature, Luminous Flux, Ra ...)



Salt Spary Test Machine (To test Anti-corrosion status of metal material)



LCR Test Machine (To test Electrical resistance, Capacitance, Inductance)



Switching Power (To Adjust Voltage and Frequency when conducting aging test)



Instrument for Color Temperature Contrast



Lampholder Torsion Test Machine (Torsion test after the lampholder is assembled)



LED Aging Test Machine (Mainly use to test High Power LED)



LED Luminous Intensity Meter (To test the bright of LED)

HOME RESOURCE has received the following awards:

Design Awards:



■ Good Design Product of Taiwan



■ Red Dot Award of Germany



L: Sam Chen
(President of Home Resource Co.)
R: Alfred Albrecht, TUVPS
(GS Testing & Certification Body)

- Awarded from TUVPS as one of the Top 5 golden clients in 2003



L: Sam Chen
(President of Home Resource Co.)
R: P.K. Chiang
(Minister of Economic Department Taiwan)

- Being elected as Chairman of TLFEA in 2004
- TLFEA: Taiwan Lighting Fixture Export Association



L: Jack Chen, Former President of HR/GR
R: Representative of Senior Group

- Award from Senior Group
Towards Annual Charity Donation

- The best innovation award of TLFEA 1993, 1994 and 2002
- Asia-pacific area golden quality award 1995
- In 1995, HR being the 1st Taiwanese company in receipt of NEMKO SEMKO, DEMKO, FI Certificate Excellent quality award, Spain 1996
- The excellent manufacture & export golden globe award in Taiwan 1997
- National excellent lighting quality award in Japan 1998
- Awarded as one of the best 'ISO 9001:2000' companies listed as members of KEMA organization in 1999 & 2004
- The best image award of Taiwan lighting fixture export association 1996 & 1997 & 1998 & 1999 & 2000 & 2001
- National quality award in Taiwan in 2002 & 2003 & 2004 & 2005 & 2006
- Good Design Product, Taiwan, since 2008
- Red Dot Design Award: product design 2008, Germany
- The Most Popular Product of Award in 2009 from Taiwan External Trade Development Council

➤ **Safety Approval:**
CE, GS, CUL, ETL




GS Certificate

CUL, ETL Certificate



CE Certificate

➤ **More than 60 patents...**





虹瑞斯

Home Resource

Since 1988

Manufacturer

&

Buying Agent

&

I

nspection

Agent

INDEX

- ◆ Novelty Light & Mood Light..... P10-P18
- ◆ Outdoor Light..... P19-P36
- ◆ Reading Light..... P37-P43
- ◆ Commercial Light & Work Light..... P44-P48
- ◆ Lighting & Electrical Accessories..... P49-P60



USB LED Portable Reading Lamp-Yoyo

- Material: PC Body + Iron Gooseneck
- Lamp: 0.5W SMD5630 LED Modules
- Luminous flux: 30Lm(5000K)
- Finish: White/Black/Pink/Blue/Orange/Green
- With Black USB Plug + Black Flexible Tube
- Illuminance(20cm): >300Lux

0.5W LED
Super Bright
300 Lux(20cm)



Blue



Pink



Green



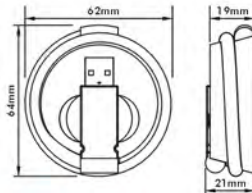
White



Black

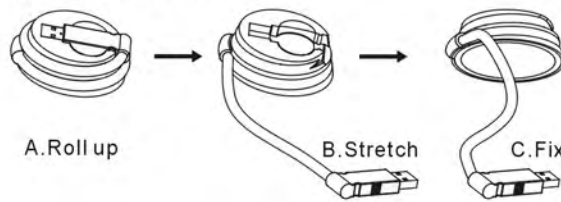


Orange



● ● BLED-006

Method of use:



(Recommended position)



LED Mood Lamp-Mini

Patented

- Material:PP+ABS
- Lamp:4x0.2W SMD5050 RGB LED Modules
- Finish: P.White/P.Pink/P.Orange/P.Blue/Black/Silver
- Battery: 3 x AA (Excl.)
- Operating Time: >30H (Alkaline Batteries)



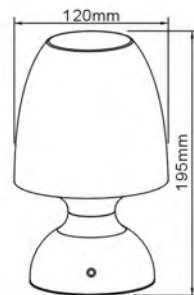
Battery: 3 x AA(Excl.)



USB Cable



AC-USB Adaptor
I/P 100-240V AC 50/60Hz
O/P 5V DC 500mA



ETLED-20R/R1



Silver




P.Pink



Black



P.White



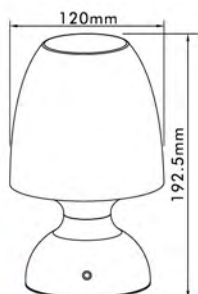
LED Kaleidoscope Lamp

Patented

- Material: Plastic
- Lamp: SMD5050 RGB x 3
- Battery: 3 x AA(NOT Included)
- Finish: White/Black
- Switch: Touch On/Off Switch on Base
- Operating Time: 9H



Battery: 3 x AA(Excl.)



● ETLED-20A



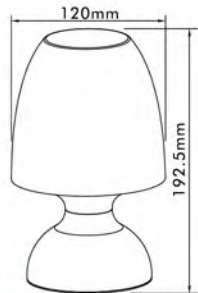
LED Table lamp-**Mini**

Patented

- Material: Plastic
- Lamp: SMD 3528 0.06W x 10 white LED
- Finish: White/Black
- Battery: 3 x AA Battery(not included)
- Switch: Ball switch
- Operating Time: 36H



Battery: 3 x AA(Excl.)



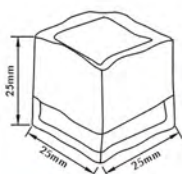
ETLED-20B




Shake to switch on

Party Light-Ice

- Material : PS
- LED: 1pc x 0.07W LED
- Color : Transparent
- Battery: 2pcs AG3 for Red / Yellow (Incl.) ;
3pcs AG3 for other colors (Incl.)
- Battery Working Time: 8H
- 6ps/set/PET box
Consisting of 1 of each:
- Red/Yellow/Blue/Green/White/Pink
Batteries are not replaceable



● KLED-37

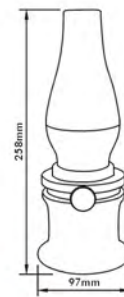


Blow LED Lamp

- Material: ABS
- Lamp: 1W
- Ra>80
- Finish: Blue / Green / Red
- Battery: 3 x AA (Excluded)
- Battery Working Time: 80H
- Switch: Blowing On/Off Control
- IP20




Battery: 3 x AA(Excl.)



● ETLED-28A



On/Off Switch



DIY Sticker Wall Light Set

Consisting of 1 each Wall Light & Pattern Sticker

- Material: PP + Vinyl
- Lamp: E14 / 11W Max. (Bulb Excluded)
- 1.5M Cable + Plug
- Line On/Off Switch



● SWL-001

Consisting of 1 each Wall Light & Pattern Sticker


- Material: PP + Vinyl
- Lamp: 1 x 0.6W LED
- Battery: 3 x AA (Excluded)
- Pull On/Off Switch
- Battery Working Time: 40H



● SWL-003

Consisting of 1 each Wall Light & Pattern Sticker

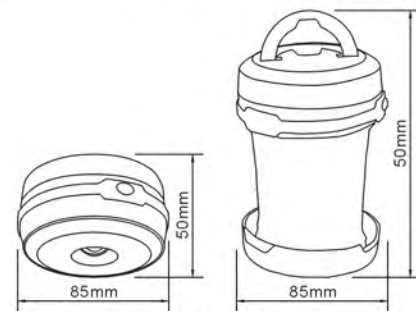
- Material: PP + Vinyl
- Lamp: 1 x 1W COB LED
- 1.8M Cable + adapter
- Photocell



Tensile Lantern-Accordion

- Material: ABS
- Lamp: Super Bright 1W LED
- Battery: 3 x AA (Excl.)
- With 4-Section Push Switch (100%-50%-Flash-Off)
- Color: Handle & Ring in Black/Yellow/Pink/Orange/Green/Blue + Case in Black

CE ✓ RoHS



● BO-LED01



LED Table Lamp-Penguin

Patented

- Material: ABS Body
- Lamp: 6x0.3W SMD5630 LED Modules
- Luminous flux: 100Lm(6000K)
- Finish: Black/Dark Wood/Light Wood/
Silver/Pearl White/Pearl Light Pink
- With Touch On/Off Switch
- Operating Time: 0-4H 1200-800 Lux --High
4-8H 800-500 Lux --Medium
8-18H 500-100 Lux --Low
(Alkaline Batteries)



Battery: 3 x AA(Excl.)



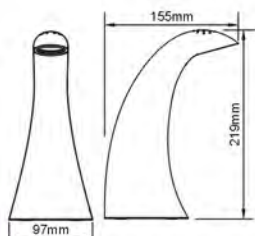
Option 1

USB Cable



Option 2

AC-USB Adaptor
I/P 100-240V AC 50/60Hz
O/P 5V DC 500mA



ETLED-19AT/AT1

NEW COLORS



Black



Dark Wood



Light Wood



Silver




P.White



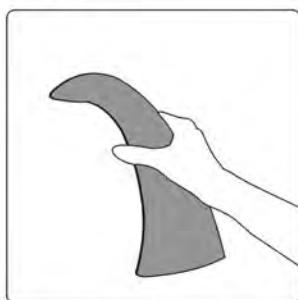
P.L.Pink

(P.=Pearl, L.=Light)

for Anywhere you want...




for Reading Indoor



use as a Torch



for Reading Outdoor

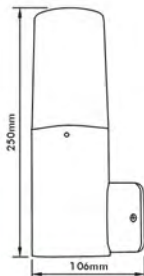


use as a Work Light

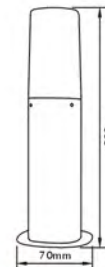


LED Garden Wall Light/Path Light


- Material: Aluminum + PC Diffuser
- Without E27 18W bulb
- Input Voltage: 220~240V
- Finish: Gray/Dark Gray/Black
- IP54



● **WG-857**



● **GPL-857**



● **GPL-857**

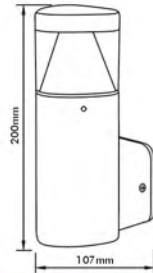


● **GPL-857**

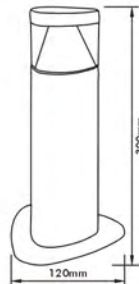


LED Garden Wall Light/Path Light


- Material: Aluminum + PC Diffuser
- With 6W LED
- Input Voltage: 220~240V
- Finish: Gray/Dark Gray/Black
- IP54



● **ELED-164**



● **GPLED-164**



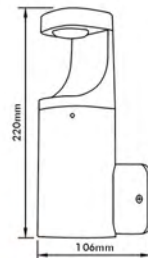
● **GPLED-164**



● **GPLED-164**

LED Garden Wall Light/Path Light

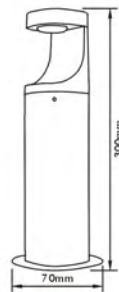
- Material: Aluminum + PC Diffuser
- With 6W LED
- Input Voltage: 220~240V
- Finish: Gray/Dark Gray/Black
- IP54



● ELED-859



● GPLED-859



● GPLED-859



● GPLED-859



LED Garden Light


- Material: Aluminum + PC
- Lamp: 6W (30 x 0.2W LED)
- Color: Dark Gray / Gray
- Input Voltage: 220~240V
- IP44
- Ra:>80



● **ELED-756**
Wall Light



● **GPLED-756**
0.5M Path Light




● **GPLED-756**
0.8M Path Light

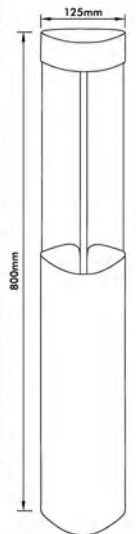


LED Garden Path Light

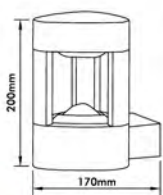
- Material: Aluminum body + PC Diffuser
- Lamp: 90 x 0.06W LEDs
- Luminous Flux: 2700K 585LM/5400K 675LM
- Finish: Dark Gray/Black
- IP54



● GPLED-156



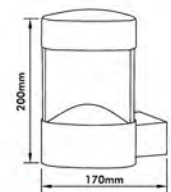
● GPLED-162



● ELED-156

LED Garden Wall Light

- Material: Aluminum body + PC Diffuser
- Lamp: 90 x 0.06W LEDs
- Luminous Flux: 2700K 585LM/5400K 675LM
- Finish: Dark Gray/Black
- IP54



● ELED-162

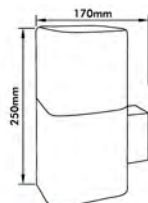
Garden Wall Light

- Material: Aluminum body + PC Diffuser
- Finish: Dark Gray/Black



● **ELED-163**

90 x 0.06W LEDs
2700K 585LM/5400K 675LM
IP54



● **WG-853**

E27 ESB 23W Max. Spiral
IP44




Garden Path Light

- Material: Aluminum body + PC Diffuser
- Finish: Dark Gray/Black



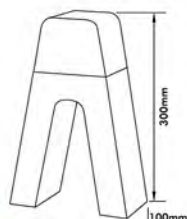
● **GPL-853**

E27 ESB 23W Max. Spiral
IP44



● **GPLED-163**

90 x 0.06W LEDs
2700K 585LM/5400K 675LM
IP54



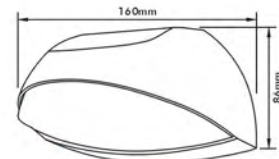
● **GPLED-159**

90 x 0.06W LEDs
2700K 585LM/5400K 675LM
IP54

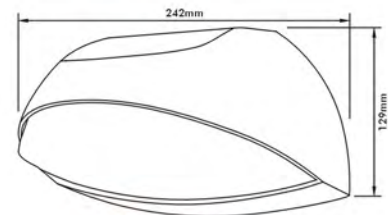


LED Exterior Wall Light

- Material: Aluminum + PC Diffuser
- With 6W LED
- Input Voltage: 220~240V
- Finish: Gray/Dark Gray/Black
- IP54

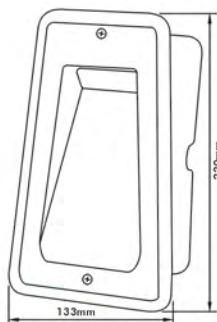


● ELED-S820

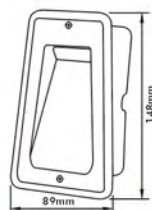


● ELED-820

LED Exterior Brick Light & Step Light



● RLED-49



● RLED-S49



LED Garden Spot Light

- Material: Aluminum + Tempered Glass Diffuser
- With Built-in Driver
- Input Voltage: 220~240V
- Finish: Gray/Dark Gray/Black
- IP65



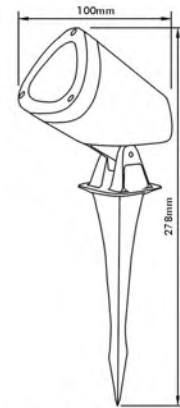
3 x 1W LED



1 x 3W LED



1 x 3W LED



● **GLED-335SP**



LED Garden Spot Light

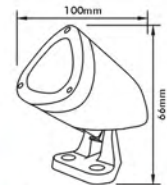
- Material: Aluminum + Tempered Glass Diffuser
- With Built-in Driver
- Input Voltage: 220~240V
- Finish: Gray/Dark Gray/Black
- IP65



1 x 3WLED



1 x 3WLED



● GLED-335A



3 x 1WLED



1 x 3WLED



● GLED-335



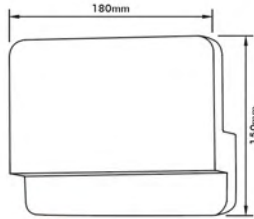
3 x 1WLED



1 x 3WLED

LED Garden Wall Light

- Material: Aluminum + Glass
- Color: Dark Gray / Gray
- Input Voltage: 220~240V
- IP44
- RA>80



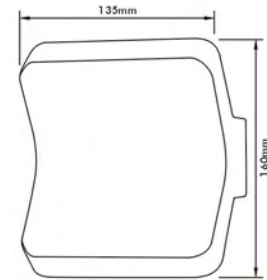
● **ELED-170**

Lamp: 5.4W (27 x 0.2W LED)



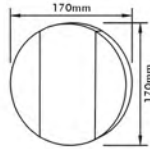
● **ELED-171**

Lamp: 6W (30 x 0.2W LED)

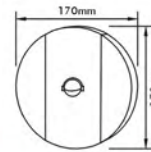


LED Garden Wall Light

- Material: Aluminum + PC
- Lamp: 10W (20 x 0.5W LED)
- Color: Dark Gray / Gray
- Input Voltage: 220~240V
- IP44
- Ra:>80



● **ELED-172**
Without Sensor



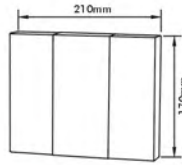
● **ELED-172S**
With Sensor

Detection Range: 90° , Max. 8M
Duration Time: 10+/-5 Secs ~ 4+/-1 Mins (adjustable)

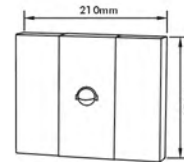



LED Garden Wall Light

- Material: Aluminum + PC
- Lamp: 10W (20 x 0.5W LED)
- Color: Dark Gray / Gray
- Input Voltage: 220~240V
- IP44
- Ra:>80



● **ELED-173**
Without Sensor



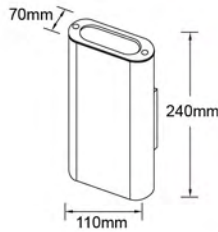
● **ELED-173S**
With Sensor

Detection Range: 90° , Max. 8M
Duration Time: 10+/-5 Secs ~ 4+/-1 Mins (adjustable)



Garden Wall Light

- Material: Aluminum + Glass
- Color: Black / Grey
- Input Voltage: 220~240V
- IP44
- Ra \geq 75

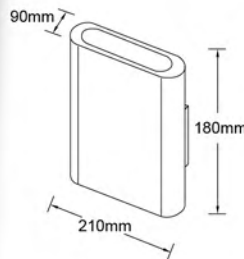


● **EL-233-2**

Lamp: 2 x G9 / 28W

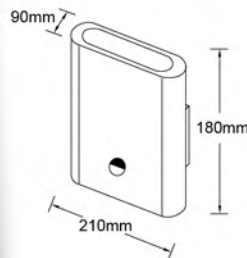
● **ELED-233-2**

Lamp: 5.6W (28ps x 0.2W SMD 5050 LED)



● **ELED-234**

Lamp: 4W (20ps x 0.2W SMD 5050 LED)



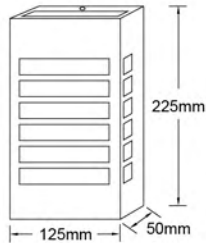
● **ELED-234S**

Lamp: 4W (20ps x 0.2W SMD 5050 LED)
Sensor: 120° ; 8M Max. ; 10 Secs ~ 5 Mins



Garden Wall Light

- Input Voltage: 220~240V
- IP44
- Ra \geq 75



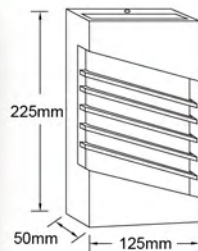
● ELED-235

Material: Stainless Steel cover + Aluminum back plate + PC diffuser
Color: Black Painting / Grey Painting / Stainless Steel finish
Lamp: 6W (30ps x 0.2W SMD 5050 LED)



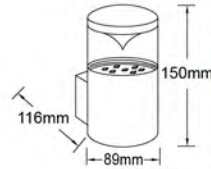
● ELED-236

Material: Aluminum + PC
Color: Black Painting / Grey Painting
Lamp: 6W (30ps x 0.2W SMD 5050 LED)



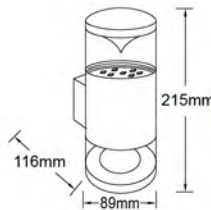
Garden Wall Light

- Material: Stainless Steel + PC
- Color: Stainless Steel
- Input Voltage: 220~240V
- IP44
- Ra \geq 75



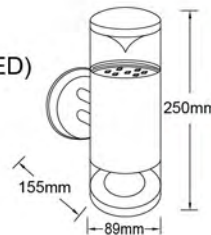
● **ELED-288**

Lamp: 2W (10ps x 0.2W SMD 5050 LED)



● **ELED-288-2**

Lamp: 4W (20ps x 0.2W SMD 5050 LED)



● **ELED-288A-2**

Lamp: 4W (20ps x 0.2W SMD 5050 LED)



● **ELED-288A**

Lamp: 2W (10ps x 0.2W SMD 5050 LED)


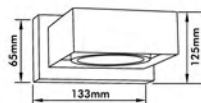


Garden Wall Light


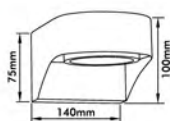
Finish: Polished Alum
IP44



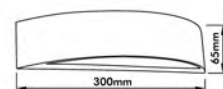
● **ELED-242**
Aluminum Die Cast + PC
12 x 0.2W LEDs



● **ELED-243**
Aluminum Die Cast + PC
12 x 0.2W LEDs



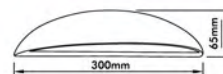
● **EL-119**
Aluminum Die Cast + Glass
2 x G9 40W Max. ⚡



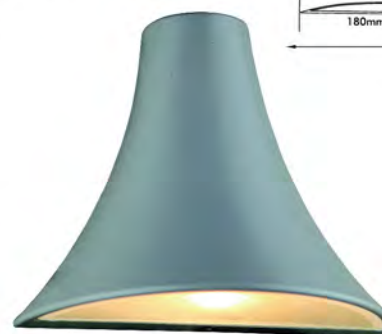
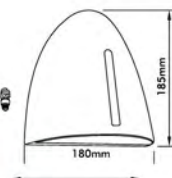
● **ELED-119**
Aluminum Die Cast + Glass
30 x 0.06W LEDs



● **EL-240**
Aluminum Die Cast + Glass
2 x G9 40W Max. ⚡



● **EL-241**
Aluminum Die Cast + Glass
Bulb Adaptable: E27 ESB 7W Spiral ⚡



● **EL-118**
Aluminum Die Cast + Glass
G9 40W Max. ⚡



● **ELED-118**
Aluminum Die Cast + Glass
18 x 0.06W LEDs

Solar Light

- Material: Glass + PP
- LED: 1 RGB LED or 1pc white LED
- Operating Time: 8 Hours fully charged
- Operating Temperature: -20°C ~ 70°C
- Mono/poly crystalline solar panels



● SOL-008

Mosaics Solar Light

- Finish: Colorful Mosaics (Pattern A~F)



Painting Solar Light

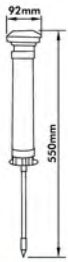
- Finish: Colorful painting (Pattern A~D)



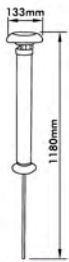
● SOL-007

Thermometer with Solar Light

- Material: Stainless Steel + ABS
- LED: 1 x 0.06W Super bright white LED
- Operating Time: 8 Hours fully charged
- Operating Temperature: -20°C ~ 70°C
- Mono/poly crystalline solar panels
- Finish: Stainless Steel



● SOL-301A



● SOL-301



● SOL-302



LED Table Lamp

- Material: Iron + Acrylic
- Lamp: 4W (8 x 0.5W SMD 5730 LED)
- Ra>80
- Finish: Chrome / Satin Nickel
- Lumen: 360LM (4000K)
- Super Bright 1550 Lux (H.30cm)
- 1.5M Cable + Adaptor
- Line On/Off Switch



● TLED-132



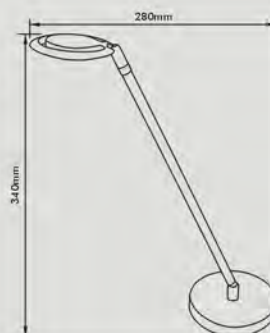
● TCLED-132



Swivel knuckle, 359°

● TLED-212

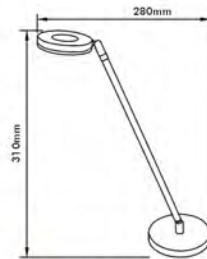
- Material: Iron + Acrylic
- Lamp: 4W (8 x 0.5W SMD 5730 LED)
- Ra>80
- Finish: Chrome / Satin Nickel
- Lumen: 300LM (4000K)
- Super Bright 1190 Lux (H.30cm)
- 1.5M Cable + Adaptor
- Line On/Off Switch



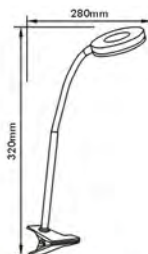
30° Swivel ball, 360°

LED Table Lamp

- Material: Iron + Acrylic
- Lamp: 4W (8 x 0.5W SMD 5730 LED)
- Ra>80
- Finish: Chrome / Satin Nickel
- Lumen: 360LM (4000K)
- Super Bright 1510 Lux (H.30cm)
- 1.5M Cable + Adaptor
- Line On/Off Switch



● TLED-189




● TCLED-189




LED Table Lamp

- Material: ABS + Silicon + Iron
- Lamp: 3.6W (45 x 0.08W SMD 3528 LED)
- Finish: Red / Yellow / Green / Blue / Silver
- Lumen: 200LM (4000K)
- Super Bright 830 Lux (H.30cm)
- 1.5M Cable + Adapter
- On/Off Switch on Base
- Ra>80



Red



Yellow



Green



Blue


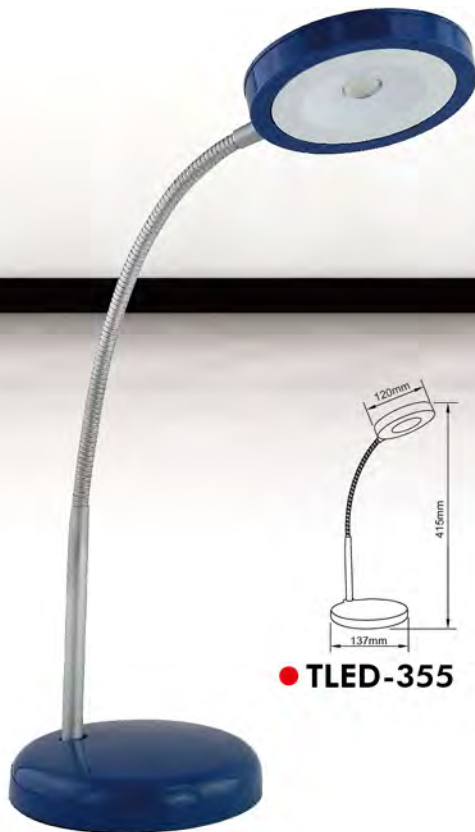


Silver

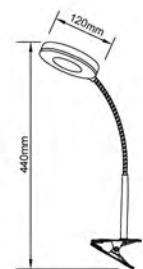
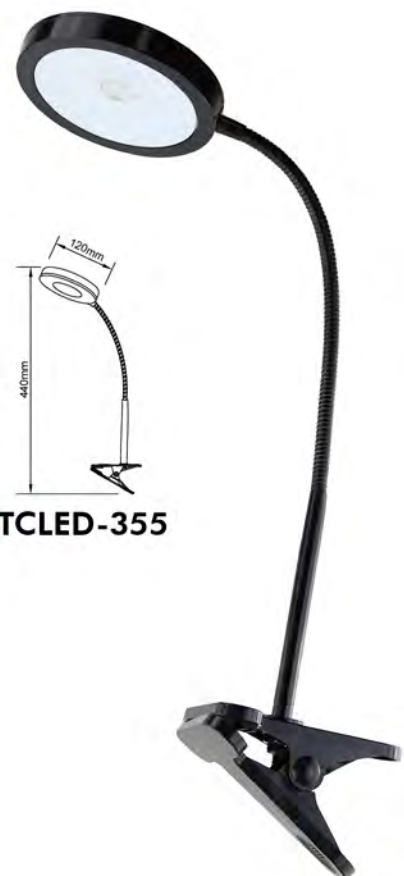


LED Table Lamp/LED Clip Lamp

- Material: Material: ABS + Iron
- Lamp: 3W (6 x 0.5W SMD 5630 LED)
- Ra>80
- Finish: Black / Blue / Green / Purple / Red / Silver
- Lumen: 285LM (4000K)
- Super Bright 1830 Lux (H.30cm)
- 1.5M Cable + Adapter
- Line On/Off Switch



● **TLED-355**

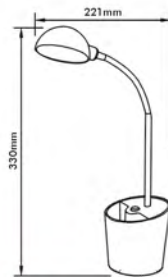


● **TCLED-355**

LED Table Light

- Material: ABS + Iron
- Lamp: 3W (6 x 0.5W SMD5630 LED)
- Ra>80
- Finish: White/Black/Yellow/Green/Blue/Pink
- Lumen: 210LM
- Super Bright 880 Lux (H.30cm)
- Built-in LED Driver
- 1.8M Cable + Plug
- On/Off Switch on base



Patented



● TLED-111



Silicone Lamps

- Material: Silicone + Iron
- Bulb Adaptable: E27 G type 5W LED bulb 
E27 G type 25W bulb 
- On/off switch
- With 1.5M Cable + Plug
- Finish: White/Green/Red/Blue



White



Green



Red



Blue



● DC-141



● DF-141



4.5W LED Table Lamp

Patented

- Material: ABS Head & Base + Iron Tube
- Lamp: 9x0.3W SMD5630 LED Modules
- Power Consumption: 4.5W
- Illuminance: >1000Lux (30cm) • Luminous flux: 208Lm(4000K)
- Finish: Black/White/Green
- With Square Press On/Off Switch on Base




White



Black



Green



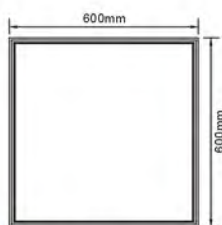
● TLED-195




LED Panel Light

- Material: Aluminum + PMMA
- Input Voltage: 100V~240V
- Color Temperature: 2800K~7000K
- Ra>80
- IP20

CE  RoHS EMC



● PALED-6060

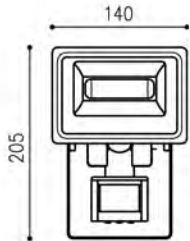
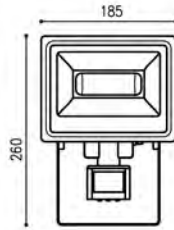


| Model No. | Size (cm) | LED | Watt | Luminous Flux (LM) |
|------------|------------------|-----------------|------|--------------------|
| PALED-6060 | 60 x 60 x 1.2cm | 180ps (SMD2835) | 36W | 2700LM |
| PALED-6060 | 60 x 60 x 1.2cm | 192ps (SMD2835) | 40W | 3000LM |
| PALED-6012 | 60 x 120 x 1.2cm | 192ps (SMD2835) | 40W | 3000LM |
| PALED-3012 | 30 x 120 x 0.9cm | 192ps (SMD2835) | 40W | 3000LM |
| PALED-3012 | 30 x 120 x 0.9cm | 216ps (SMD2835) | 42W | 3150LM |
| PALED-3030 | 30 x 30 x 1.2cm | 96ps (SMD2835) | 20W | 1500LM |
| PALED-3060 | 30 x 60 x 1.2cm | 96ps (SMD2835) | 20W | 1500LM |

LED Flood Light

● FLED-L530S-20

- Material: Aluminum Body + Tempered Glass
- Lamp: 20W (40 x 0.5W SMD 5730 LED)
- Ra > 80
- Lumen: 1400LM
- Sensor Range: 180° ; 12M Max.
- Finish: Black
- IP44



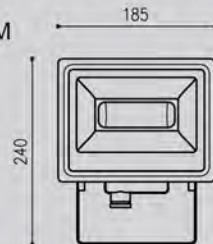
● FLED-S530S-10

- Material: Aluminum Body + Tempered Glass
- Lamp: 10W (20 x 0.5W SMD 5730 LED)
- Ra > 80
- Lumen: 700LM
- Finish: Black
- IP44
- Sensor Range: 180° ; 12M Max



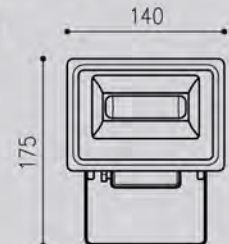
● FLED-L530-20

- Material: Aluminum Body + Tempered Glass
- Lamp: 20W (40 x 0.5W SMD 5730 LED)
- Ra > 80
- Lumen: 1400LM
- Finish: Black
- IP44



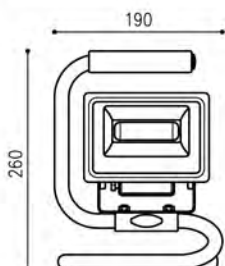
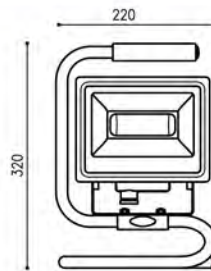
● FLED-S530-10

- Material: Aluminum Body + Tempered Glass
- Lamp: 10W (20 x 0.5W SMD 5730 LED)
- Ra > 80
- Lumen: 700LM
- Finish: Black
- IP44



● FLED-L530P-20

- Material: Aluminum Body + Tempered Glass
- Lamp: 20W (40 x 0.5W SMD 5730 LED)
- Ra > 80
- Lumen: 1400LM
- Finish: Black housing + Yellow Stand
- IP44



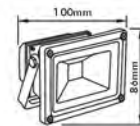
● FLED-S530P-10

- Material: Aluminum Body + Tempered Glass
- Lamp: 10W (20 x 0.5W SMD 5730 LED)
- Ra > 80
- Lumen: 700LM
- Finish: Black housing + Yellow Stand
- IP44



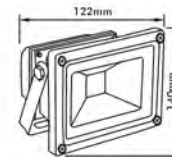
COB LED Flood Light

- Material: Aluminum Die Cast Body + Tempered Glass
- Finish: Black / Silver
- Luminous Flux: 60LM/W
- Ra>70
- IP65



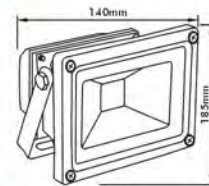
Power: COB 10W

● **FLED-S75-10**



Power: COB 20W

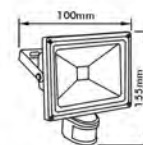
● **FLED-M75-20**



Power: COB 30W

● **FLED-L75-30**

- Material: Aluminum Die Cast Body + Tempered Glass
- Finish: Black / Silver
- Luminous Flux: 60LM/W
- Sensor: 120° x Max. 8M
- Ra>70
- IP65



Power: COB 10W

● **FLED-S75S-10**



Power: COB 20W

● **FLED-M75S-20**

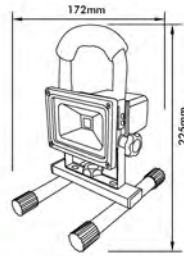


Power: COB 30W

● **FLED-L75S-30**

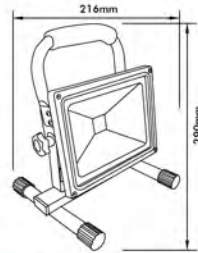
Rechargeable Flood Light

- Material: Die-casting Aluminium
- Use Epistar LED
- Beam angle: 120°
- With Adaptor and Car Plug
- Charging time: 4hours
- Working time: 3hours
- Finish: Yellow
- IP65



● FLED-757P1-10

1 x 10W 7.4V 3600MAH
650-750lm



● FLED-757P1-20

1 x 20W 11.2V 3600MAH
1300-1500lm



● FLED-757P1-30

1 x 30W 14.8V 4000MAH
1950-2250lm

● FLED-757P1-50

1 x 50W 22.2V 4400MAH
3250-3750lm



Accessories :



1) 12V DC Vehicle Charging



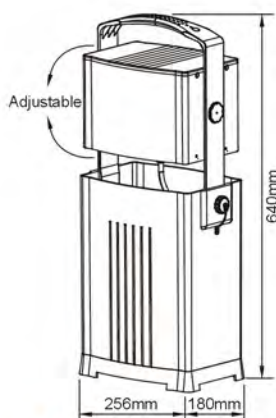
2) Pung-in Adaptor



LED Work Light-JD Light

Patented

- Material: Plastic + Metal
- Lamp: 60 x 0.35W SMD5630 LED Modules(White)
48 x 0.06W Φ 5 LED Modules(Red)
- Luminous flux: 1500Lm(6000K)
- Charger: I/P: 100-240V AC 50/60Hz, O/P: 14V DC 1500mA
- With Rechargeable Battery: 12V 12AH
- Operating Time: Single Side: 10H, Double Side: 5H
- Full Recharge Time: 12-13H
- IP44



● WKLED-001



Charger
AC 100V/240V



Car Charger
DC 12V/24V



Snow Proof Cover



8.4kg
Lightweight



Detachable



2 USB Ports



Low Battery Alert








Battery Indicator

• JD Light is designed for Professional use
for Emergency use
for Relax time



Interior Hanging Lamp

- Bulb adaptable: E27 60W Max. 
E27 ESB 11W Max. Spiral 
E27 C Class 42W Max. 
E27 LED 9W Max. 
- Finish: White/Glossy Black/Matt Silver/
Transparent red/Brown/Grey



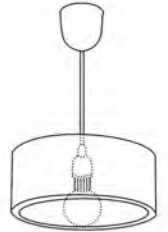
Canopy A
(Dia. 125mm)



Canopy B
(Dia. 70mm)



Canopy C
(Top dia. 90mm)



• **HG-931A**

Material: **PP** + Braided Wire



• **HG-930C**

Material: **PP** + Braided Wire







• **HG-932A**

Material: **Ceramic** L/H housing + braided wire + PP



Interior Hanging Lamp

- Bulb adaptable: E27 60W Max. 
E27 ESB 11W Max. Spiral 
E27 C Class 42W Max. 
E27 LED 9W Max. 
- Finish: Black/White/Green/Orange/Red/Blue/
Yellow/Purple/Brown

Canopy A
(Dia. 125mm)



Canopy B
(Dia. 70mm)



Canopy C
(Top dia. 90mm)



● **HG-024A** ● **HG-024B** ● **HG-024C**


Material: **Silicon** Rubber L/H housing + braided wire + PP



● **HG-933C**

Material: **ABS** L/H housing + braided wire + PP









Interior Hanging Lamp

- Material : Metal + PVC wire
- Bulb adaptable : E27 ESB 11W Max. Spiral 
E27 C Class 42W Max. 
E27 LED 9W Max. 
- Finish : Black/White/Green/Orange/Red/Blue/Yellow/Purple

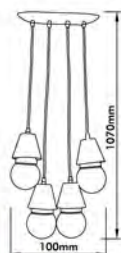
● **HG-066-5**






Interior Hanging Lamp

- Material : Metal + PVC wire
- Bulb adaptable : E27 ESB 11W Max. Spiral 
E27 C Class 42W Max. 
E27 LED 9W Max. 
- Finish : Black/White/Green/Orange/Red/Blue/Yellow/Purple

● **HG-067-4**



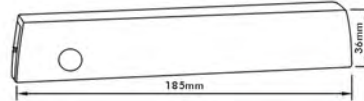
Interior Hanging Lamp

- Material : Metal + PVC wire
- Bulb adaptable : E27 ESB 11W Max. Spiral 
E27 C Class 42W Max. 
E27 LED 9W Max. 
- Finish : Black/White/Green/Orange/Red/Blue/Yellow/Purple

● **HG-068-4**


LED Sensor Cabinet Light

- Material: ABS
- Color: White
- Battery: 3 x AAA (Excluded)
- With CDS (Photo sensor) & PIR Motion Sensor
- Switch: Auto / On / Off



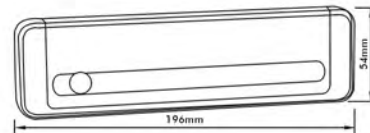
● **BO-LED90**

Lamp: 0.35W (5 x 0.07W LED)
Battery Working Time: 25H at "ON" mode



● **BO-LED95**

Lamp: 0.35W (5 x 0.07W LED)
Battery Working Time: 25H at "ON" mode
With Magnet



LED Sensor Cabinet Light

- Material: ABS
- Color: White
- With CDS (Photo sensor) & PIR Motion Sensor
- Switch: Auto / On / Off



● BO-LED91

Lamp: 0.21W (3 x 0.07W LED)
Battery: 3 x AAA (Excluded)
Battery Working Time: 25H at "ON" mode

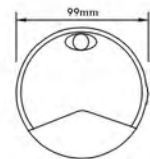


AUTO/ON/OFF Switch



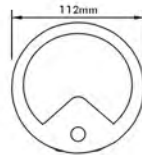
● BO-LED92

Lamp: 0.5W (1 x 0.5W LED)
Battery: 3 x AA (Excluded)
Battery Working Time: 20H at "ON" mode



● BO-LED91A

Lamp: 0.21W (3 x 0.07W LED)
Battery: 3 x AAA (Excluded)
Battery Working Time: 25H at "ON" mode
Time Delay (adjustable): 20S/60S/90S
Sense adjustable
With Low power indicator
Dimmable

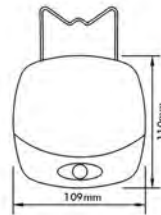
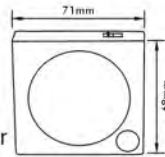


LED (Sensor) Cabinet Light

- Material: ABS
- Color: White

● BO-LED93

Lamp: 0.3W (1 x 0.3W LED)
Battery: 3 x AAA (Excluded)
Battery Working Time: 23H at "ON" mode
With CDS (Photo sensor) & PIR Motion Sensor
Switch: Auto / On / Off
With Magnet

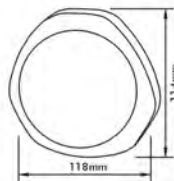


● BO-LED94

Lamp: 0.21W (3 x 0.07W LED)
Battery: 3 x AAA (Excluded)
Battery Working Time: 30H at "ON" mode
With CDS (Photo sensor) & PIR Motion Sensor
Switch: Auto / On / Off
With Magnet

● BO-LED96

Lamp: 0.5W (1 x 0.5W LED)
Battery: 3 x AA (Excluded)
Battery Working Time: 30H
Switch: Push On / Off

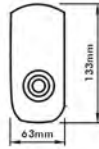


LED Sensor Light



● BO-LED17

16 + 2 LED Sensor Light
Sensor Light + Torch



- Material: Plastic
- With Charger
- LED : Top - 2pcs (1W) / Side - 16pcs (1W)
- Battery: Li-ion 3.7V 500mAh
- Battery charging hours: 8~10H
- Torch use: Working time 1.5H for Top / 2H for Side
- Sensor Light use: Photocell & PIR function
2~3M, 25+/-5S, 60° , Side on
- Emergency use: Side On 2H



Push Switch at side for Torch use:
Side On - Top On - Off

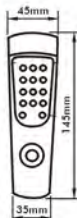
LED Sensor Light



● BO-LED19

14 + 6 LED Sensor Light
Sensor Light + Torch

- Material: Plastic
- With Charger
- LED : Top - 6pcs (0.42W) / Side - 14pcs (1W)
- Battery: 14430 Li-ion 3.7V 650mAh
- Battery charging hours: 6~8H
- Torch use: Working time 12H for Top / 2.5H for Side
- Sensor Light use: Photocell & PIR function
2~3M, 25+/-5S, 60° , Side on
- Emergency use: Side On 2.5H



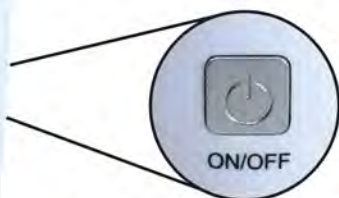
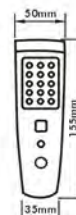
Push Switch at backside for Torch use:
Side On - Top On - Off



● BO-LED20

15 + 5 LED Sensor Light
Sensor Light + Torch

- Material: Plastic
- With Charger
- LED : Top - 5pcs (0.35W) / Side - 15pcs (1W)
- Battery: 502030 Li-ion 3.7V 250mAh
- Battery charging hours: 6~8H
- Torch use: Working time 5H for Top / 1.5H for Side
- Sensor Light use: Photocell & PIR function
2~3M, 25+/-5S, 60° , Side on
- Emergency use: Side On 1.5H



Push Switch at front for Torch use:
Side On - Top On - Off



LED Sensor Light



● BO-LED21

6+10 LED Sensor Light
Sensor Light + Torch



- Material: Plastic
- With Charger
- LED : Top - 10pcs (0.7W) / Side - 6pcs (0.42W)
- Battery: Li-ion 3.7V 500mAh
- Battery charging hours: 8~10H
- Torch use: Working time 1.5H for Top / 3H for Side
- Sensor Light use: Photocell & PIR function
3~4M, 25+/-5S, 60° , Side on
- Emergency use: Side On 3H
- Switch for Top Light: 100% bright - 50% bright - Flashing



Push Switch at front for Torch use:
Side On - Top On - Off



Switch for Top Light

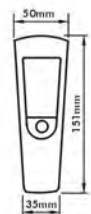


Push Switch at backside
for Torch use:
Side On - Top On - Off



● BO-LED22

5+1 LED Sensor Light
Sensor Light + Torch



- Material: Plastic
- With Charger
- LED : Top - 1pc (1W) / Side - 5pcs (0.35W)
- Battery: Li-ion 3.7V 650mAh
- Battery charging hours: 8~10H
- Torch use: Working time 3H for Top / 6H for Side
- Sensor Light use: Photocell & PIR function
2~3M, 25+/-5S, 60° , Side on
- Emergency use: Side On 6H











Infrared Motion Detector PIR Sensor

- Material: Plastic + Metal
- Power Source: 110~130V/AC OR 220~240V/AC
- Work Temperature: -20°C ~ +40°C
- Available Color: Black / White
- IP20

CE  RoHS EMC



| ITEM | HR-S16A | HR-S17 |
|------------------------------|---|--|
| Detection Distance (22~24°C) | 6M MAX | 6M MAX |
| Detection Angle (Max) | 360° | 360° |
| Total Max. Rated Load | 800W (110~130V/AC)  1200W (220~240V/AC)  200W (110~130V/AC)  300W (220~240V/AC)  | 300W (110~130V/AC)  500W (220~240V/AC)  100W (110~130V/AC)  150W (220~240V/AC)  |
| Installation Height | 1.5~3.5M | 1.5~3.5M |
| Time Delay (adjustable) | 10±3Sec~8±2Min | 5Sec~10±2Min |
| Ambient Light (adjustable) | <10~2000Lux | <10~2000Lux |

Infrared Motion Detector PIR Sensor(Outdoor Use)

- Material: Plastic + Metal
- Power Source: 110~130V/AC OR 220~240V/AC
- Work Temperature: -20°C ~ +40°C
- Available Color: Black / White
- IP44

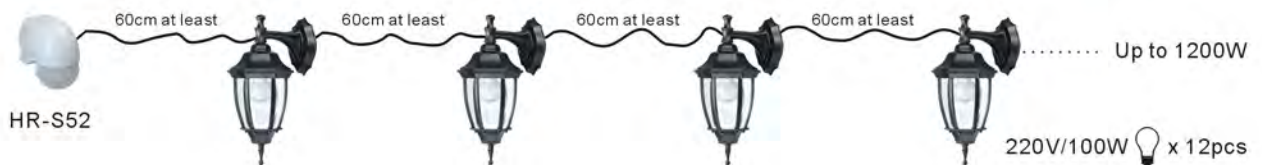
CE  RoHS EMC





● HR-S51



● HR-S52





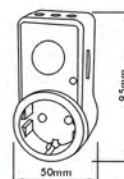
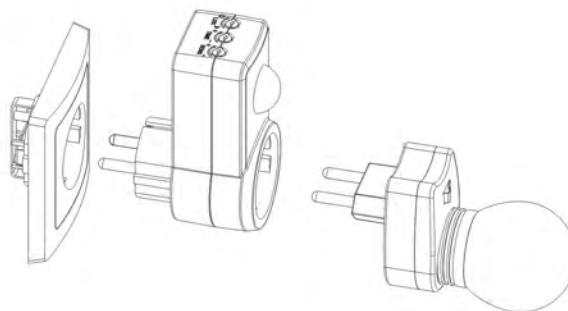
| ITEM | HR-S51 | HR-S52 |
|------------------------------|---|--|
| Detection Distance (22~24°C) | 12M MAX | 12M MAX |
| Detection Angle (Max) | 180° | 180° |
| Total Max. Rated Load | 800W (110~130V/AC) 1200W (220~240V/AC)  | 200W (110~130V/AC) 300W (220~240V/AC)  |
| Installation Height | 2~4.5M | 1.8~2.5M |
| Time Delay (adjustable) | 10±3Sec~8±2Min | 10±3Sec~7±2Min |
| Ambient Light (adjustable) | <10~2000Lux | <3~2000Lux |
| Remark | With indicator to show it works normally | |

Motion Detector(Sensor Socket)

- Material: Plastic + Metal
- Power Source: 220~240V/AC only
- Adaptable Plug: EU plug (German type or French type)
- Work Temperature: -20°C ~ +40°C
- Available Color: Black / White
- IP20

CE  RoHS EMC

| ITEM | HR-S73 |
|------------------------------|---|
| Detection Distance (22~24°C) | 9M MAX (adjustable) |
| Detection Angle (Max) | 120° |
| Max. Rated Load | 1200W (220~240V/AC)  |
| | 300W (220~240V/AC)  |
| Installation Height | 1~1.8M |
| Time Delay (adjustable) | 10±3Sec~7±2Min |
| Ambient Light (adjustable) | <3~2000Lux |
| Remark | AUTO / OFF / ON |



● HR-S73



(French socket)



(German socket)

Supply Partner

We are not only playing the role as a manufacturer but also can implement as a supply partner on your behalf which covers following functions:.

- Quality control ie quality assurance & conduct inspection.
- Shipping control ie consolidation of goods & shipment arrangement.
- Payment release
- Buying trip arrangement

We involve a comprehensive product range covering home lighting; commercial lighting, outdoor lightings, bulbs & tube lights.

if you are in consideration of having some one to act as your supply partner for above function , please don't hesitate to contact Home Resource for further discussion.



■ Service team



■ Inspection & Testing




■ Shipping & Financial

Sales Representative Wanted



R&D Personnel Wanted





China New Factory (Zhongshan City, Guangdong Province)

Home Resource's products are designed and manufactured by its own factory (Green Resource) sited in Zhongshan, China.



Home Resource Ind. Co., Ltd.

The 19th Home Resource Prize Golf Invitation Tournament

To be held at Agile Golf & Country Club, ZhongShan, China

Expect your Participation



■ **Home Resource Golf Team**

Welcome Your Participation for a Friendly Golf Competition



Please call: 886-(0)2-2809-1212



Home Resource Industrial Co., Ltd.

4F, No. 69-5, Sec. 2, Chung Cheng East Rd., Tanshui Town 251, Taipei County, Taiwan

Tel : 886-2-2809-1212 (Rep. 12Lines) Fax : 886-2-2808-1565 , 2808-0190

E-mail : hr@homerresource.com.tw www.homerresource.com.tw

Factory : Home Resource Illumination Co., Ltd.

No. 8, Yanjiang W. 1st Rd., Keji Ave., Torch Development Zone, Zhongshan City,
Guangdong, China

廣東省中山市火炬開發區科技大道沿江西一路8號