



2017 New Edition Part 2
Let's Make Sweet Homes Together





Our Vision

To illuminate every part of the world

Our Mission

- To be the leading lighting company in Taiwan and China
 - To be the best at what customers value most
 - To exceed customers expectation
 - Treat staffs & customers & substructures as partnership
 - Enjoy work as part of life
-

Our Core Competence

- Integrity
 - Innovation
 - Profession
 - Passion
 - Efficiency
 - Responsibility
 - Teamwork
-

President's Message

Since its establishment in 1988, Home Resource Ind. CO.Ltd. has been Dedicated to production and Development Of lighting products for Two decades. We would like to take This opportunity to express our sincere Appreciation for your Fully supports and concerns over the past 29 years.



Sam Chen Ph.D

President of Home Resource

■ Chairman of TLFEA (2004-2007)
TLFEA: Taiwan Lighting Fixture Export Association

■ Director of CEECA and LABC
CEECA: The Central, Eastern Europe and CIS Association
LABC: Latin American Business Council

■ Vice Chairman of Taiwan Investors Association in Zhongshan

With years of efforts on upgrading production capability and capacity, Home Resource has grown into a consummate manufacturer of lightings on OEM (original equipment manufacturing) and ODM (original design manufacturing) basis. Globally reputed R&D talent has also helped Home Resource to enhance popularity and recognition of its own-brand products in recent years.

In additional to existing branches, Home Resource has opened a constructed plant of 26,000 square meters in China (Zhong Shan City, Guangdong Province), which employs advanced production equipment to assure even shorter delivery and more considerate services for clients than before.

We strive for success not only in having determination and courage, but also developing innovative products and marketing intelligence base on our core competence: innovation, efficiency, integrity and passion. Home Resource will definitely get hold of past success to carry on growing continuously in the lighting territory now and then. Let's witness the brand new, prosperous Home Resource to achieve an even higher peak of success in the coming future.

Company Profile

Home Resource was established in 1988. Since then, the company has developed Into one of the most professional lighting manufactures in Taiwan and Mainland China.



David Chen


General Manager

Home Resource/Green Resource would like to Express our sincere thanks to all customers, parts sub-contractors and every one of our employees. It is their continuing support and hard work that has allowed Home Resource/Green Resource to grow as rapidly as they have been able to. HR&GR will continue to make even greater efforts in the future.

Other than a self-support manufacturer, through a presence in Ningbo and Zhongshan and 50 employees, Home Resource also operates a sourcing network of two offices in China.

We strive to attain a position of long-term, sustainable pre-eminence in the lighting field "lighting up" both our customers and ourselves.

We look forward to working with you all continuously to create a brilliant future.



**China Factory - 26,000m²
(Zhongshan City, Guangdong Province)**

Home Resource's products are designed and manufactured by its own factory(Green Resource) sited in Zhongshan, China.



► In-House Lab in our ZhongShan Factory



Integrator Machine Set



Integrator Machine Set



Integrator Machine Set (To test Color Temperature, Luminous Flux, Ra ...)



Salt Spary Test Machine (To test Anti-corrosion status of metal material)



LCR Test Machine (To test Electrical resistance, Capacitance, Inductance)



Switching Power (To Adjust Voltage and Frequency when conducting aging test)



Instrument for Color Temperature Contrast



Lampholder Torsion Test Machine (Torsion test after the lampholder is assembled)



LED Aging Test Machine (Mainly use to test High Power LED)



LED Luminous Intensity Meter (To test the bright of LED)



IP Tester



Temperature Meter

HOME RESOURCE

has received the following awards:

Design Awards:



• Good Design Product of Taiwan



• Red Dot Award of Germany



L: Sam Chen
(President of Home Resource Co.)

R: Alfred Albrecht, TUVPS
(GS Testing & Certification)

• Awarded from TUVPS as one of the Top 5 golden clients in Asia (2003)



L: Sam Chen
(President of Home Resource Co.)

R: P.K. Chiang
(Minister of Economic Department Taiwan)

• Being as Chairman of Taiwan Lighting Association in 2004



L: Jack Chen, Former President of HR/GR
R: Representative of Senior Group

• Award from Senior Group
Towards Annual Charity Donation

1. Red Dot Design Award: product design 2008, Germany
2. National Excellent Lighting Quality Award in Japan 1998, 2011 In 1995, HR being the 1st Taiwanese company in receipt of NEMKO, SEMKO, DEMKO, FI Certificates
3. Excellent Quality Award, Spain 1996
4. Awarded as one of the best "ISO 9001:2000" companies listed as members of KEMA organization in 1999, 2004 & 2010
5. National Quality Award in Taiwan in 2002, 2003, 2004, 2005, 2006 & 2014
6. The Most Popular Product Award in 2009 from Taiwan External Trade Development Council
7. Good Design Product, Taiwan, since 2008
8. The Best Innovation Award of Taiwan Lighting Association 1993, 1999, 2002, 2005, 2008, 2012 & 2015

► **Safety Approval:**
CE, GS, CUL, ETL



GS Certificate

CUL, ETL Certificate



CE Certificate

► **More than 60 patents...**



Novelty



• **BO-LED121**
Page08



• **KLED-61**
Page09



• **SPK-B016**
Page10



• **KLED-83**
Page11



• **KLED-10**
Page12



• **BO-LED026**
Page13



• **ETLED-32**
Page14



• **ETLED-32A**
Page14



• **ETLED-50B**
Page15



• **ETLED-50BP1**
Page15

LED Plant Grow Light



• **PNLED-150**
Page16



• **PNLED-150FLK**
Page16



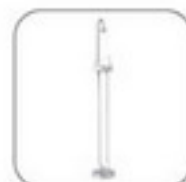
• **PNLED-150HG**
Page16



• **PNLED-150WLK**
Page16



• **PNLED-136**
Page17



• **PNLED-136FLK**
Page17



• **PNLED-136HG**
Page17



• **PNLED-136WLK**
Page17



• **PNLED-142**
Page18



• **PNLED-142FLK**
Page18



• **PNLED-142HG**
Page18



• **PNLED-142WLK**
Page18



• **PNLED-137**
Page19



• **PNLED-140**
Page19

Mirror Light



• **MRLED-94**
Page20



• **MRLED-94A**
Page20



• **MRLED-95**
Page21



• **MRLED-95A**
Page21

Exterior Wall Light/Path Light



• **ELED-138**
Page22



• **ELED-138S**
Page22



• **GPLED-138**
Page22



• **ELED-139**
Page23



• **ELED-139S**
Page23



• **GPLED-139**
Page23

Garden Spot Light



• GLED-824SP-S2
Page24



• GLED-825SP-S2
Page24



• GLED-826SP-S2
Page24



• GLED-320SP-S2
Page25



• GLED-862SP-S2
Page25



• GLED-863SP-S2
Page25

(Smart/Rechargeable) LED Flood Light



• FLED-503BT-20
Page26



• FLED-651P5
Page27



• FLED-716
Page28



• FLED-716S
Page28



• FLED-735
Page29



• FLED-735S
Page29

Solar Light



• SOL-710
Page30



• SOL-711
Page30



• SOL-712
Page31



• SOL-713
Page31



• SOL-714
Page32



• SOL-715
Page32



• SOL-716
Page32

Exterior Wall Light



• ELED-238-2
Page33



• ELED-239-2
Page33



• ELED-461B
Page34



• ELED-461B-2
Page34



• ELED-420B
Page34



• ELED-420B-2
Page34



• EL-419D
Page35



• EL-419D-2
Page35

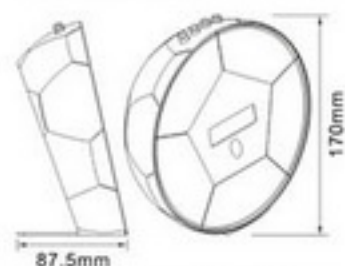
Wake Up Light-DAWN

make you get up easily

- Material: ABS Body + PC Diffuser
- Lamp: 1.2W(8pcs x 0.2W SMD5050 RGB LED + 8pcs x 0.2W SMD2835 White 3000K LED)
- Power: DC 5V, 500mAh
- Battery: 3 x AAA (Excl.) for Time/Alarm
- Battery Working Time: About 3 months (Standby Mode)
- Color: White + Black
- Sunrise Simulation
- Gradually Brightens over 30mins
- With 1.2M USB Cable for Light



• Patented



● BO-LED121



3-Way Touch Switch for Light:
White-RGB-Off



Battery: 3 x AAA(Excl.)



Functions

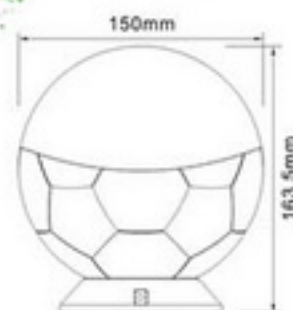
- ① MENU
 - Set Time
 - Set Alarm Sound
 - Set Alarm Time
 - Set Alarm Volume (15 levels)
 - Set Alarm On/Off
- ② UP
- ③ DOWN
- ④ SELECT
 - Fix Time
 - Fix Alarm Sound
 - Fix Alarm Time
 - Fix Alarm Volume
 - Alarm On/Off
- ⑤ Touch On/Off for Time Display (15 secs Time Delay)

LED Mood Light-NEON

Patented



- Material: ABS Body + PC Diffuser
- Lamp: 2.5W(10pcs x 0.2W SMD5050 RGB LED + 10pcs x 0.2W SMD2835 White 3000K LED)
- Power: DC 5V, 500mAh
- With 1pc Built-in 3.7V 18650 1200mAh Lithium Rechargeable Battery
- Battery Charging Time: 8~10H, 500 Circles
- Battery Working Time: > 6H
- 3-Way Touch Switch for Light: White-RGB-Off
- With 1.2M USB Cable
- Color: White + Black
- RGB Lights



● KLED-61

Sports Bar



Rights itself when pushed over



Magnetic Charging Dock



1.2M USB Cable



Child room

Bluetooth Speaker Mood Light-Laughter

bluetooth 2.0, speaker, mood light, night light



SINCE 1988
29th
ANNIVERSARY

- Material: ABS Body + PC Diffuser
- Lamp: 2.5W
(10pcs x 0.2W SMD5050 RGB LED
+ 10pcs x 0.2W SMD2835 White 3000K LED
+ 9pcs x 0.2W SMD2835 White 4000K LED)
- Power: DC 5V, 500mAh
- Battery: With 1pc built-in 3.7V
1600mAh 18650 Lithium Rechargeable Battery
- Speaker: 4Ω 3W
- Battery Charging Time: 8H, 500 Circles
- Battery Working Time: 3H (For Music + Light)
- With 1.2M USB Cable
- Color: White + Black



Patented

3-Way Touch Switch for Light:
White-RGB-Off



1.2M USB Cable



On/Off Switch for 4
Bluetooth Buttons

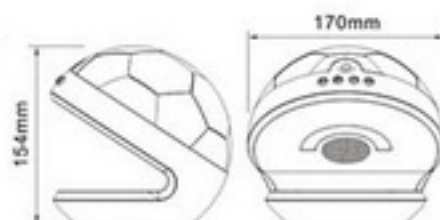


1pc 18650 Lithium
Rechargeable Battery
1600mAh (Incl.)



Functions

- ⏮ Previous Song
- ⏩ Volume Up
- ⏪ Volume Down
- ⏭ Next Song



SPK-B016



3-in-1 LED Party Light/Camping Light/Flashlight

Multi-Function Light

SINCE 1988
29th
ANNIVERSARY



Patented



● KLED-83 (Fairy)

Material: ABS + PMMA

Lamp: 3.6W(1pc x 2W XPE-R3 LED (6000K) for White light
+ 8pcs x 0.2W RGB SMD5050 LED for Mood light)

Power: DC 5V, 500mA(2.5W)

Luminous flux: >60lm (for 6000K White light)

4-Way Tact Switch: White light-Mood Light-White Light+Mood Light-OFF

Operation time: 2H

with 1PC built-in 3.7v 1600mAh 18650 Lithium rechargeable battery(fully charge 6H: 500Circles)

With 1.2M USB Cable

Color: White+Rose Gold/Black+Chrome/Luxury Gold+Chrome



4-Way Tact Switch



Hook



Flashlight



Party Light



Camping Light



Flashlight

4-in-1 Multi-Function LED Mood Light-Magnolia

SINCE 1988
29th
ANNIVERSARY

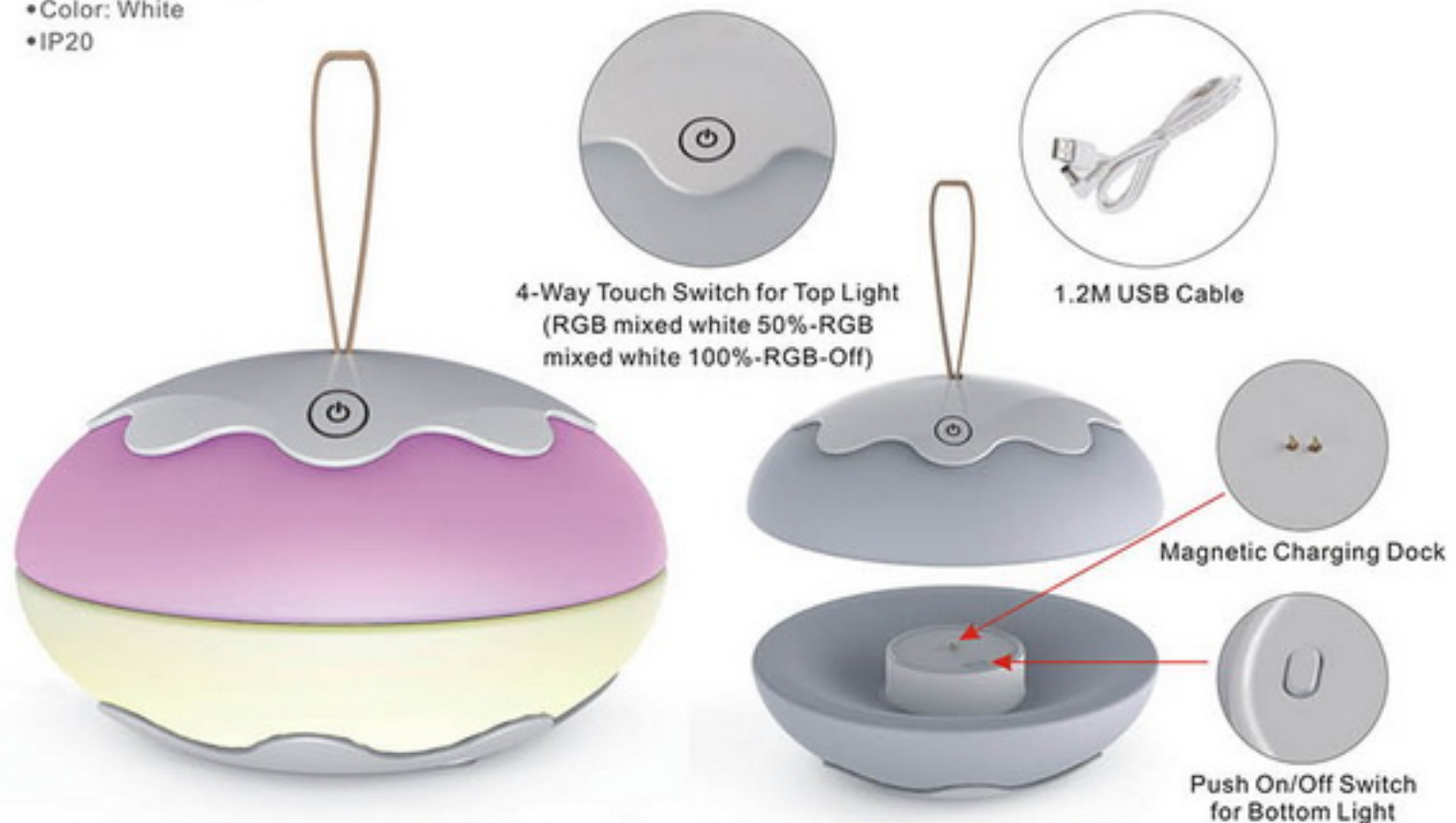
Storage, Portable, Hanging and Night Light

- Material: ABS Body + PC Diffuser
- Lamp: 2.5W(15pcs x 0.2W RGB SMD5050 LED +15pcs x 0.2W SMD2835 White LED 3000K)
- Power: DC 5V, 500mA(2.5W)
- with 1PC built-in 3.7V 1200mAh Lithium Rechargeable Battery
- Battery Charging Time: 4H, 500 Circles
- Battery Working Time: 12H
- Top Light: 4-Way Touch Switch (RGB mixed white 50%-RGB mixed white 100%-RGB-Off)
- Bottom Light: Push On/Off Switch
- With 1.2M USB cable
- Color: White
- IP20

Patented



● KLED-10





HOW TO MAKE BABY SLEEP TIGHT?

SOUNDS THEY LIKE!

The best way to help your baby back to sleep with your own choice of music or song you sing. Auto-Activate When Crying!



Built-in Microphone

1. 3-Way Slide Switch:
Bluetooth-Off-Comfort Light function
(Sound mode)

2. USB Port

3. TF Card Slot

Charging Indicator



Select 1
Mode
for baby
comfort

Mode ① Play Voice or Music Recorded by Button 5
(Max. 10mins + RGB Light)

Mode ② Music Off, RGB Light Only, 20mins

Mode ③ Play TF Card Saved Music
(Max. 20mins + RGB Light)

Set Up

- ④ Volume Up
- ⑤ Record Music or Voice, Record by the
Built-in Microphone
- ⑥ Volume Down

BO-LED026

Color: White

Material: ABS Body + Diffuser

Lamp: 8pcs x 0.2W SMD5050 RGB LED

Power Consumption: 1.5W

With Built-in 3.7V 2000MAH 18650 Li Rechargeable battery

Battery Charging Time: 8H, 500 Cycles

Battery Working 3H (For Music + Light)

With 1 pc 1G TF card (can play music and record voice)

With 3W Bluetooth Speaker

With 1.2m USB Cable

Transformer as option

LED Mood Light-Torch

Realistic flames

- Material: ABS Body + PMMA Diffuser
- Touch On/Off Switch on Base
- Battery: 3 x AAA(Excl.)
- Color: Dark Wood / Light Wood / Golden / White

SINCE 1988
29th
ANNIVERSARY



•Patented



Light Wood



Dark Wood



Golden

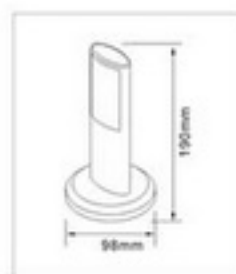


White



● ETLED-32 (1-Side)

Lamp: 0.25W (37pcs x 0.06W SMD0603 LED)
Operation Time: 36H(Alkaline Batteries)



● ETLED-32A (2-Side)

Lamp: 2 x 0.25W (2 x 37pcs x 0.06W SMD0603 LED)
Operation Time: 24H(Alkaline Batteries)

Rechargeable LED *Tulip* Lamp

SINCE 1988
29th
ANNIVERSARY



Patented



Satin Nickel Chrome



Black

● ETLED-50B

Deluxe Tulip

Material: Steel Top & Base + Alu. Body + PMMA Diffuser

Lamp: 2.1W(15 x 0.14W SMD5050 LED)

Power Consumption: 2.8W

Luminous Flux (6000K): Low (20%) – 16LM / Medium (50%) – 56LM / High (100%) – 120LM

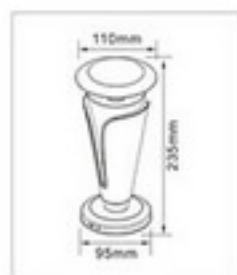
4-Way Touch Switch: Low (20%) – Medium (50%) – High (100%) – Off

Operation Time: 3H (100%) / 8H (50%) / 25H (20%)

With 1pc Built-in 3.7V 2000mAh 18650 Lithium Rechargeable battery (Fully Charge 8H : 500 circles)

Power On by USB directly after battery finishing up its life

Finish: Satin Nickel/Chrome/Black



● ETLED-50BP

Bloomy Tulip

Material: ABS Top/Body/Base + PMMA Diffuser

Lamp: 2.1W(15 x 0.14W SMD5050 LED)

Power Consumption: 2.8W

Luminous Flux (6000K): Low (20%) – 16LM / Medium (50%) – 56LM / High (100%) – 120LM

4-Way Touch Switch: Low (20%) – Medium (50%) – High (100%) – Off

Operation Time: 3H (100%) / 8H (50%) / 25H (20%)

With 1pc Built-in 3.7V 2000mAh 18650 Lithium Rechargeable battery (Fully Charge 8H : 500 circles)

Power On by USB directly after battery finishing up its life

Color: Painting Black/White/Blue/Green/Pink/Orange

● ETLED-50BPT1



Material: ABS Top/Body/Base + PMMA Diffuser

Lamp: 1.44W(12 x 0.12W SMD3528 LED 3000K+6000K)

Power Consumption: 2.8W

Lumen: 3000K – 48LM / 6000K – 56LM / 3000K+6000K – 102LM

4-Way Touch Switch: 3000K – 6000K – 3000K+6000K – Off

(Stepless Dimming for Each Way by Pressing The Switch Long)

Operation Time: 30H (3000K) / 30H (6000K) / 3H (3000K+6000K)

With 1pc Built-in 3.7V 1200mAh 18650 Lithium Rechargeable battery (Fully Charge 6H : 500 circles)

Power On by USB directly after battery finishing up its life

Color: Painting Black/White/Blue/Green/Pink/Orange

LED Grow Light for Plant-Cage

(Table, Floor, Hanging, Wall Light)

SINCE 1988
29th
ANNIVERSARY

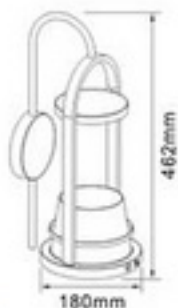
- Material: Steel Body + Alu. Lampholder + ABS Base + Plastic Plate
- Lamp: 8pcs x 0.2W SMD2835 Red LED + 4pcs x 0.2W SMD2835 Blue LED + 8pcs x 0.2W SMD2835 White 4000K LED
- Power Consumption: 2.5W
- 2 Switches on base
- Switch for PLANT: Red Light and Blue Light (if the light is not closed, will automatically shut down after 8H)
- Switch for LAMP: White Light
- With 1.2M USB Cable (Table Light), 2.6M USB Cable (Floor Light), 2M Cable (Pendant)
- Wall Light and Pendant with Built-in driver
- Finish: White / Black
- IP20



Patented



PNLED-150WLK

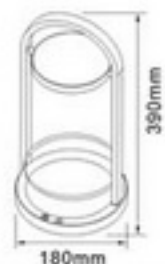


PNLED-150HG



PNLED-150FLK

Tall: With the essential Red+Blue spectrums, stems will grow taller, and leaves will grow stronger by using it 8 hours a day.
Healthy: Whatever the weather, plants always receive the lights consistently which makes them grow healthier.
Beautiful: Switching to general lighting mode, it makes plants prettier and makes surrounding more harmonious.



PNLED-150



LED Grow Light for Plant-Aladdin (Table, Floor, Hanging, Wall Light)

SINCE 1988
29th
ANNIVERSARY

- Material: Steel Body + ABS Base + Plastic Plate
- Lamp: 8pcs x 0.2W SMD2835 Red LED + 4pcs x 0.2W SMD2835 Blue LED + 8pcs x 0.2W SMD2835 White 4000K LED
- Power Consumption: 2.5W
- 2 Switches on base
- Switch for PLANT: Red Light and Blue Light (if the light is not closed, will automatically shut down after 8H)
- Switch for LAMP: White Light
- With 1.2M USB Cable (Table Light), 2.6M USB Cable (Floor Light), 2M Cable (Pendant)
- Wall Light and Pendant with Built-in driver
- Finish: White / Black
- IP20



•Patented



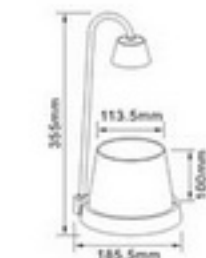
● PNLED-136WLK



● PNLED-136HG



● PNLED-136FLK



● PNLED-136

Tall: With the essential Red+Blue spectrums, stems will grow taller, and leaves will grow stronger by using it 8 hours a day.

Healthy: Whatever the weather, plants always receive the lights consistently which makes them grow healthier.

Beautiful: Switching to general lighting mode, it makes plants prettier and makes surrounding more harmonious.

LED Grow Light for Plant-**Alfa**

(Table, Floor, Hanging, Wall Light)

SINCE 1988
29th
ANNIVERSARY

- Material: Steel Body + ABS Base + Plastic Plate
- Lamp: 8pcs x 0.2W SMD2835 Red LED + 4pcs x 0.2W SMD2835 Blue LED + 8pcs x 0.2W SMD2835 White 4000K LED
- Power Consumption: 2.5W
- 2 Switches on base
- Switch for PLANT: Red Light and Blue Light (if the light is not closed, will automatically shut down after 8H)
- Switch for LAMP: White Light
- With 1.2M USB Cable (Table Light), 2.6M USB Cable (Floor Light), 2M Cable (Pendant)
- Wall Light and Pendant with Built-in driver
- Finish: White / Black
- IP20




Patented



● PNLED-142HG



● PNLED-142WLK



● PNLED-142

Tall: With the essential Red+Blue spectrums, stems will grow taller, and leaves will grow stronger by using it 8 hours a day.

Healthy: Whatever the weather, plants always receive the lights consistently which makes them grow healthier.

Beautiful: Switching to general lighting mode, it makes plants prettier and makes surrounding more harmonious.



● PNLED-142FLK




LED Grow Light for Plant

SINCE 1988
29th
ANNIVERSARY

- Material: ABS Body + Plastic Plate
- Lamp: 8pcs x 0.2W SMD2835 Red LED + 4pcs x 0.2W SMD2835 Blue LED + 8pcs x 0.2W SMD2835 White 4000K LED
- Power Consumption: 2.5W
- 2 Switches on base
- Switch for PLANT: Red Light and Blue Light (if the light is not closed, will automatically shut down after 8H)
- Switch for LAMP: White Light
- With 1.2m USB Cable
- Color: White / Black
- IP20



•Patented



● PNLED-137 (Swan)



● PNLED-140 (Halo)

Tall: With the essential Red+Blue spectrums, stems will grow taller, and leaves will grow stronger by using it 8 hours a day.
Healthy: Whatever the weather, plants always receive the lights consistently which makes them grow healthier.
Beautiful: Switching to general lighting mode, it makes plants prettier and makes surrounding more harmonious.



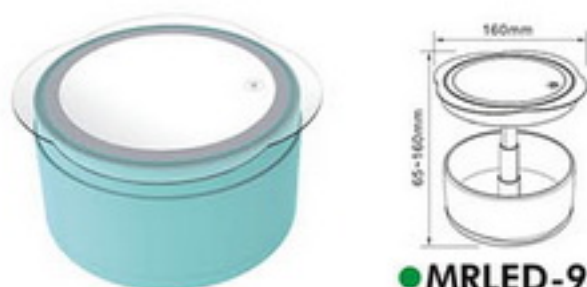
Mirror Light-Venus

SINCE 1988
29th
ANNIVERSARY

Traveling

- Material: ABS + Acrylic + Steel + Glass
- Lamp: 2.5W(21pcs x 0.06W SMD2835 LED (6000K) for Make-Up Light + 20pcs x 0.1W SMD2835 LED(4000K) for Night Light)
- Power: DC 5V, 500mA (2.5W)
- Luminous flux: >120LM (for 4000K Night Light)
- 3-Way Touch Switch: Make Up Light - Night Light - Off
- Operation Time: >12H
- With 1pc Built-in 1200mAh Polymer Rechargeable Battery
- (full charge 6H, 500 circles)
- With 1.2M USB cable
- Color: Light Pink/Red/Blue/White

Patented



Desktop

- Material: ABS + Acrylic + Steel + Glass
- Lamp: 2.5W(28pcs x 0.06W SMD2835 White 6000K LED for Make-Up Light + 28pcs x 0.1W SMD2835 White 4000K LED for Night Light)
- Power: DC 5V, 500mA (2.5W)
- Luminous flux: >120LM (for 4000K Night Light)
- 3-Way Touch Switch: Make Up Light - Night Light - Off
- Operation Time: >10H
- With 1pc Built-in 1200mAh Polymer Rechargeable Battery
- (full charge 4H, 500 circles)
- With 1.2M USB cable
- Color: Light Pink/Red/Blue/White



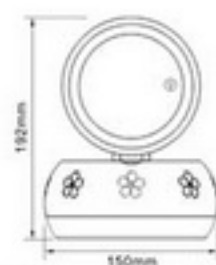
Mirror Light-Florian



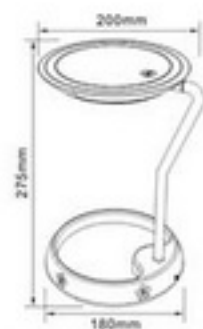
Traveling

Patented

- Material: ABS + Acrylic + Steel + Glass
- Lamp: 2.5W(21pcs x 0.06W SMD2835 LED (6000K) for Make-Up Light + 20pcs x 0.1W SMD2835 LED(4000K) for Night Light)
- Power: DC 5V, 500mA (2.5W)
- Luminous flux: >120LM (for 4000K Night Light)
- 3-Way Touch Switch: Make Up Light – Night Light – Off
- Operation Time: >12H
- With 1pc Built-in 1200mAh Polymer Rechargeable Battery (full charge 6H, 500 circles)
- With 1.2M USB cable
- Color: Light Pink/Red/Blue/White



MRLED-95A



MRLED-95



Desktop

- Material: ABS + Acrylic + Steel + Glass
- Lamp: 2.5W(28pcs x 0.06W SMD2835 White 6000K LED for Make-Up Light + 28pcs x 0.1W SMD2835 White 4000K LED for Night Light)
- Power: DC 5V, 500mA (2.5W)
- Luminous flux: >120LM (for 4000K Night Light)
- 3-Way Touch Switch: Make Up Light – Night Light – Off
- Operation Time: >10H
- With 1pc Built-in 1200mAh Polymer Rechargeable Battery (full charge 4H, 500 circles)
- With 1.2M USB cable
- Color: Light Pink/Red/Blue/White

LED Wall/Path Light-Mars

SINCE 1988
29th
ANNIVERSARY

AC Type

- Material: Aluminum Body + PC Diffuser
- Voltage: 220V~240V
- Lamp: 9W(36pcs x SMD2835 LED)
- Lumen: 600LM (4000K)
- Sensor: Max 6M; 120°; 45secs
- Finish: Black / White
- IP44

Patented



Adjustable Head



● GPLED-138
(0.5M)

● GPLED-138
(0.8M)

● GPLED-138
(1M)



● ELED-138S



● ELED-138



LED Wall/Path Light-Apollo

SINCE 1988
29th
ANNIVERSARY

AC Type

- Material: Aluminum Body + PC Diffuser
- Voltage: 220V~240V
- Lamp: 4.5W (14pcs x SMD2835 LED) for Spot Light
+ 4.5W (12pcs x SMD2835 LED) for Decorative Light
- Lumen: 600LM (4000K)
- Sensor: Max 6M; 120°; 45secs
- Finish: Black / White
- IP44

Patented



LED Garden Spot Light

SINCE 1988
29th
ANNIVERSARY

- Set of 2
- Material: Aluminum + Glass
- Per head with 1x3W high power LED
- Lumen: 2 x 120LM (3000K)
- Each with 1M SPT-2W (18awg) / H05RN-F 2x0.75mm² cable
- Each set with 4M SPT-2W (18awg) / H05RN-F 2x0.75mm² cable
- With Outdoor Driver
- Finish: Black / White / Silver
- IP44

• Patented



● GLED-824SP-S2 (Bird)



● GLED-825SP-S2 (Flower)



● GLED-826SP-S2 (Ball)



LED Garden Spot Light

SINCE 1988
29th
ANNIVERSARY

Patented

- Set of 2
- Lumen: 2 x 125LM (4000K)
- Each fitting with 1M SPT-2W (18awg) / H05RN-F 2 x 0.75mm² cable
- Each set with 4M SPT-2W (18awg) / H05RN-F 2 x 0.75mm² extension cable
- With Outdoor Driver
- IP44



- **GLED-320SP-S2 (Juno)**
Material: Die Cast Aluminum + Glass
Per head with 3W High Power LED
Finish: Black/White/Silver



- **GLED-862SP-S2 (Vesta)**
Material: Zinc Alloy + Aluminum + Glass
Per head with 1 x 3W high power LED
Finish: Black/White



- **GLED-863SP-S2 (Nox)**
Material: Zinc Alloy + Aluminum + Glass
Per head with 1 x 3W high power LED
Finish: Black/White



Smart Rechargeable Flood Light-Mercury

-Bluetooth 4.0/Speaker/Flash

SINCE 1988
29th
ANNIVERSARY

- Material: Alu + PC Diffuser + Steel Bracket
- Lamp: 20W COB LED for Main Light and Flash Function
- Speaker: 3W
- Luminous flux: >1500LM(6000K)
- 4400mAh 18650 Lithium rechargeable battery(fully charge 6~8H: 500 Circles)
- Working Time: 4H
- With USB Port: 5V 500mA for Mobile Phone, Pad... Charging
- 3-Way Tact Switch: Turn On-Flash-Turn Off
- Finish: White/Black/Red
- IP65



Patented

Bluetooth™



Accessory: Mains Charger + Car Charger
Economic Version is Optional: AC Type Instead.
Luxury Version is Optional: APP for RGBW, Color Change, Dimming, Light beats with Music



Adaptor



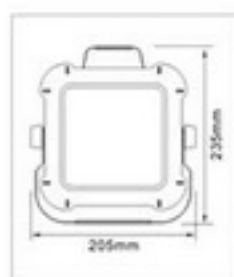
Bluetooth Speaker



3-Way Tact Switch:
Turn On-Flash-Turn Off



5-Section Blue Light
Battery Indicator



● FLED-503BT-20



Flash



Foldable



2-in-1 Rechargeable and Portable LED Flood Light

Rechargeable by Li-batteries, 12V/24V Car charger and mains charger



- Material: ABS Housing/Bracket + Aluminum Reflector/Heat Sink + Tempered Glass
- Input Voltage: AC 85~265V
- Charger Output: DC 4.2V 1000mA
- Accessories: Mains Charger, Car Charger and Lithium Batteries
- Color Temperature: 2700K ~ 6500K
- Color: Black + Yellow
- IP44



● FLED-651P5-10

Deluxe

●	Lamp	Working Time	Charging Time	18650, 3.7V, 2200mAh Rechargeable Lithium Batteries Q'ty (Total Capacity)	Lumen(55LM/W)	Product size
FLED-651P5-10	10W COB	3H	5-6H	2pcs(3.7V, 4400mAh)	550LM(6000K)	L. 11.4 x W. 5.7 x H. 17cm
FLED-651P5-20	20W COB	3H	5-6H	4pcs(7.4V, 4400mAh)	1100LM(6000K)	L. 16 x W. 6.5 x H. 23cm
FLED-651P5-30	30W COB	3H	5-6H	8pcs(14.8V, 4400mAh)	1650LM(6000K)	L. 22.5 x W. 7.5 x H. 27.2cm
FLED-651P5-50	50W COB	3H	8-10H	12pcs(14.8V, 6600mAh)	2700LM(6000K)	L. 22.5 x W. 7.5 x H. 27.2cm

Medium

●	Lamp	Working Time	Charging Time	18650, 3.7V, 2200mAh Rechargeable Lithium Batteries Q'ty (Total Capacity)	Lumen(50LM/W)	Product size
FLED-651P5-10	10W COB	2H	3-4H	1pc(3.7V, 2200mAh)	500LM(6000K)	L. 11.4 x W. 5.7 x H. 17cm
FLED-651P5-20	20W COB	2H	3-4H	2pcs(3.7V, 4400mAh)	1000LM(6000K)	L. 16 x W. 6.5 x H. 23cm
FLED-651P5-30	30W COB	2H	3-4H	4pcs(7.4V, 4400mAh)	1500LM(6000K)	L. 22.5 x W. 7.5 x H. 27.2cm
FLED-651P5-50	50W COB	2H	3-4H	8pcs(14.8V, 4400mAh)	2500LM(6000K)	L. 22.5 x W. 7.5 x H. 27.2cm

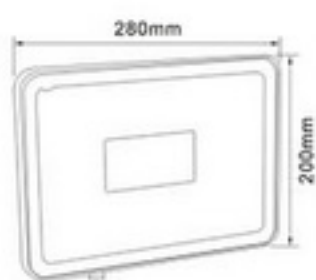
Economic

●	Lamp	Working Time	Charging Time	18650, 3.7V, 2200mAh Rechargeable Lithium Batteries Q'ty (Total Capacity)	Lumen(30LM/W)	Product size
FLED-651P5-10	10W COB	3H	3-4H	1pc(3.7V, 2200mAh)	300LM(6000K)	L. 11.4 x W. 5.7 x H. 17cm
FLED-651P5-20	20W COB	3H	3-4H	2pcs(3.7V, 4400mAh)	600LM(6000K)	L. 16 x W. 6.5 x H. 23cm
FLED-651P5-30	30W COB	3H	3-4H	4pcs(7.4V, 4400mAh)	900LM(6000K)	L. 22.5 x W. 7.5 x H. 27.2cm
FLED-651P5-50	50W COB	3H	3-4H	8pcs(14.8V, 4400mAh)	1500LM(6000K)	L. 22.5 x W. 7.5 x H. 27.2cm

LED Flood Light-Economic

AC Type

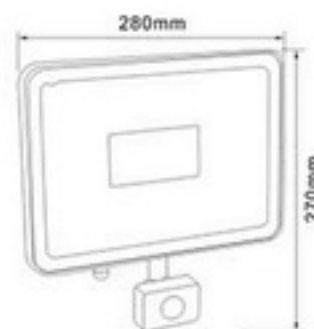
- Material: Aluminum + Glass
- Voltage: AC180-240V
- Color Temperature: 2700-6500K
- Color: White/Black



● FLED-716-50



●	Lamp	Lumen	IP	Product size
FLED-716-10	10W(24pcs x 0.5W SMD2835 LED)	700LM	IP65	L. 12 x W. 2.7 x H. 9.5cm
FLED-716-20	20W(48pcs x 0.5W SMD2835 LED)	1400LM	IP65	L. 15 x W. 3 x H. 11cm
FLED-716-30	30W(72pcs x 0.5W SMD2835 LED)	2100LM	IP65	L. 20 x W. 3.3 x H. 14cm
FLED-716-50	50W(144pcs x 0.5W SMD2835 LED)	3500LM	IP65	L. 28 x W. 4 x H. 20cm



● FLED-716S-50

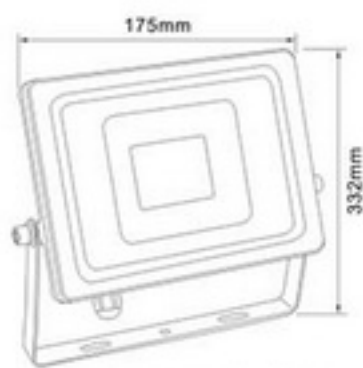
●	Lamp	Lumen	IP	Product size
FLED-716S-10	10W(24pcs x 0.5W SMD2835 LED)	700LM	IP44	L. 12 x W. 5 x H. 16.5cm
FLED-716S-20	20W(48pcs x 0.5W SMD2835 LED)	1400LM	IP44	L. 15 x W. 5 x H. 18cm
FLED-716S-30	30W(72pcs x 0.5W SMD2835 LED)	2100LM	IP44	L. 20 x W. 5 x H. 21cm
FLED-716S-50	50W(144pcs x 0.5W SMD2835 LED)	3500LM	IP44	L. 28 x W. 5 x H. 27cm

Sensor: 7M, 120°, 10 Secs ± 3 Secs ~ 10 Mins ± 3mms

LED Flood Light-Deluxe

AC Type

- Material: Aluminum + Glass
- Voltage: AC220-240V
- Color Temperature: 3000-6500K
- Color: White/Black

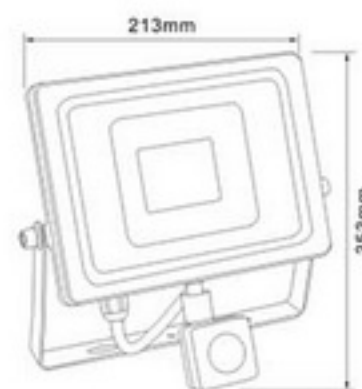


● FLED-735-20



Junction Box

●	Lamp	Lumen	IP	Product size
FLED-735-10	10W(14pcs x 1W SMD2835 LED)	800±5% LM	IP65	L.13.8 x W.8.8 x H.29.4cm
FLED-735-20	20W(28pcs x 1W SMD2835 LED)	1600±5% LM	IP65	L.17.5 x W.11.4 x H.33.2cm
FLED-735-30	30W(70pcs x 0.5W SMD2835 LED)	2400±5% LM	IP65	L.21.3 x W.14.2 x H.35.3cm
FLED-735-50	50W(70pcs x 1W SMD2835 LED)	4000±5% LM	IP65	L.24.1 x W.16.3 x H.37.3cm



● FLED-735S-30

●	Lamp	Lumen	IP	Product size
FLED-735S-10	10W(14pcs x 1W SMD2835 LED)	800±5% LM	IP44	L.13.8 x W.14.9 x H.29.4cm
FLED-735S-20	20W(28pcs x 1W SMD2835 LED)	1600±5% LM	IP44	L.17.5 x W.17.5 x H.33.2cm
FLED-735S-30	30W(70pcs x 0.5W SMD2835 LED)	2400±5% LM	IP44	L.21.3 x W.20.3 x H.35.3cm
FLED-735S-50	50W(70pcs x 1W SMD2835 LED)	4000±5% LM	IP44	L.24.1 x W.22.4 x H.37.3cm

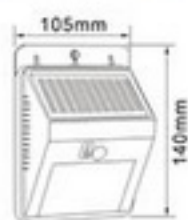
Sensor: 8M, 120°, 8 Secs ~ 10 Mins

Solar Light

SINCE 1988
29th
ANNIVERSARY

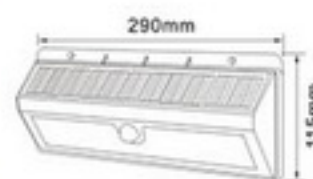
- Material: ABS + PC
- Battery: 3.7V, 2200mAh 18650 Li-ion
- CDS + PIR Sensor
- Sensor: Max. 7M, 20 Secs
- 3-Way Switch: High-Low-Off
- Color: Black
- IP65

CE ROHS COMPLIANT FC



● SOL-710

- Solar panel: polysilicon 5.5V, 0.6W
- Lamp: 8pcs x 0.8W SMD2835 LED
- Lumen: 170LM (6500K)
- Battery Working Time:
 - High (88LM): 2H
 - Low (3LM): 12H
 - Standby: 12H
- Battery Charging Time: 8H



● SOL-711


- Solar panel: polysilicon 5.5V, 1.65W
- Lamp: 44pcs x 0.2W SMD2835 LED
- Lumen: 280LM (6500K)
- Battery Working Time:
 - Override (0.49W): 16H
 - Low (0.11W) to High (2.77W): 3H
 - Off (0W) to High (2.77W): 3H
- Battery Charging Time: 8H

Solar Light

SINCE 1988
29th
ANNIVERSARY

- Material: ABS + PC
- Battery: 3.7V, 2200mAh 18650 Li-ion
- 3-Way Switch: High-Low-Off
- Color: Black
- IP65

CE ROHS COMPLIANT FC



● SOL-712

- Solar panel: Polysilicon 5V, 1.7W
- Lamp: 6pcs × Φ10-0.2W LED
- Lumen: 18~20LM (10000K~12000K)
- Battery Working Time:
High (0.74W): >3H
Low (0.17W): >12H
Standby: 1 year
- Battery Charging Time: 6.5H



● SOL-713

- Solar panel: Monocrystalline silicon 5.5V, 0.55W
- Lamp: 0.8W (4pcs SMD5050 LED)
- Lumen: 18~20LM (10000K~12000K)
- Battery Working Time:
High (120LM): 18H
Low (50LM): 44H
Standby ≥6 months
- Battery Charging Time: 6H

Solar Light

SINCE 1988
29th
ANNIVERSARY


- Battery: 3.7V, 2200mAh 18650 Li-ion
- CDS + PIR Sensor
- Sensor: Max. 7M, 20 Secs
- 3-Way Switch: High-Low-Off
- Color: Black

CE ROHS COMPLIANT FC



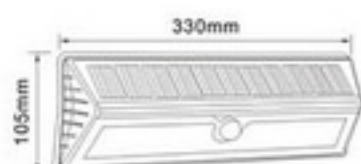
● SOL-714

- Material: ABS + PC
- Solar panel: polysilicon 5.5V, 1.1W
- Lamp: 1.4W (16pcs white + 1pc Red SMD2835 LED)
- Lumen: 170LM (6000~6500K)
- Battery Working Time:
 - High (All Lights on, 170LM): \geq 400 times
 - Low (All Lights on, 3LM): \geq 120H
- Battery Charging Time: 7H
- IP65



● SOL-715

- Material: Aluminum alloy + Stainless steel + ABS
- Solar panel: polysilicon 5.5V, 1.1W
- Lamp: 1.5W (48pcs white + 2pcs Red SMD2835 LED)
- Lumen: 140LM (6000~6500K)
- Battery Working Time:
 - High (All Lights on, 140LM): 6H
 - Low (2pcs Red LED warning Light, 10LM): 26H
- Battery Charging Time: 7H
- IP67



● SOL-716

- Material: ABS + PC
- Solar panel: polysilicon 5.5V, 1.8W
- Lamp: 2.6W (77pcs SMD2835 LED)
- Lumen: 280LM (6000K)
- Battery Working Time:
 - High (280LM): 3H
 - Low (15LM): 80H
 - Standby 80H
- Battery Charging Time: 6H
- IP65

LED Exterior Wall Light



- Material: Aluminum Body & Reflector + Glass Diffuser
- Lamp: 10W (2 x 5W COB LED)
- Voltage: 220V~240V
- Lumen: 420LM (4000K)
- Finish: Grey / Black / White
- IP54

Intertek CE EMC

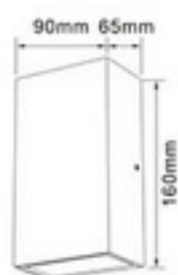
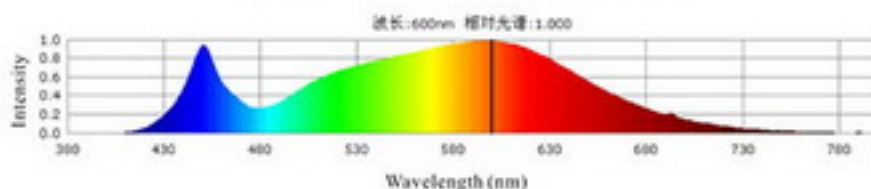


● ELED-238-2



● ELED-238A-2

ELED-238-2/ELED-238A-2 Spectroradiometric Parameters



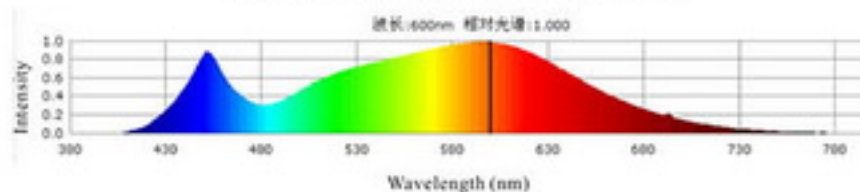
● ELED-239-2



● ELED-239A-2



ELED-239-2/ELED-239A-2 Spectroradiometric Parameters



LED Exterior Wall Light




- Material: Aluminum Die-Casting Body + Glass Diffuser
- Voltage: 220V ~ 240V
- Finish: Black / White / Gray
- IP44

CE EMC



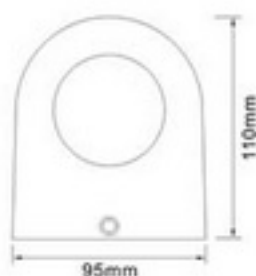
● **ELED-461B**
Lamp: 5W COB LED
Lumen: 350LM (4000K)




● **ELED-461B-2**
Lamp: 10W(2 x 5W COB) LED
Lumen: 700LM (4000K)



● **ELED-420B**
Lamp: 5W COB LED
Lumen: 350LM (4000K)



● **ELED-420B-2**
Lamp: 10W (2 x 5W COB)LED
Lumen: 700LM (4000K)

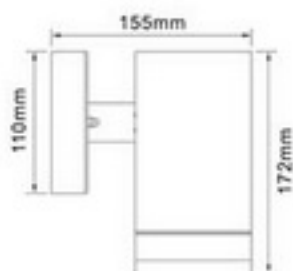


Exterior Wall Lamp

SINCE 1988
29th
ANNIVERSARY

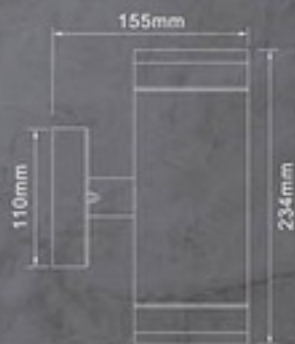
- Material: Aluminum Die-Casting Body + PC Diffuser
- Voltage: 220V ~ 240V
- Finish: Black / White
- IP54

Intertek CB CE



● EL-419D

Bulb Adaptable: GU10 C Class 40W
or GU10 LED 6W Bulb



● EL-419D-2

Bulb Adaptable: 2 x GU10 C Class 40W
or 2 x GU10 LED 6W Bulb

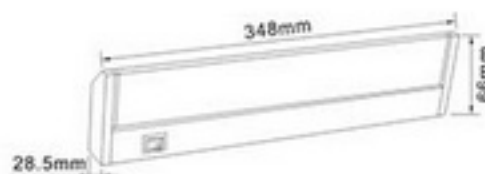
LED Under Cabinet Light

AC Type

- Material: PC Housing and PC Diffuser
- With 1.8M Power Cord And 15cm Connecting Cable
- With On/Off Switch
- Color: Gray/White
- IP20



On/Off Switch



●● DLED-PST504A

●●	Lamp	Lumen	Product size
DLED-PST504A	5W(44pcs x 0.5W SMD2835 LED)	400LM(4000K)	L. 34.8 x W. 6.6 x H. 2.85cm
DLED-PMT504A	10W(70pcs x 0.5W SMD2835 LED)	800LM(4000K)	L. 57.8 x W. 6.6 x H. 2.85cm
DLED-PLT504A	15W(90pcs x 0.5W SMD2835 LED)	1200LM(4000K)	L. 9 x W. 6.6 x H. 2.85cm



Home Resource Ind. Co., Ltd.

Taipei Headquarter:

4F, No. 69-5, Sec. 2, Chung Cheng East Rd., Tanshui Dist., New Taipei City, Taiwan

China Factory:

No.8, Yanjiang W. 1sr Rd., Keji Ave., Torch Development Zone, Zhongshan City, Guangdong, China

Tel: 886-2-2809-1212 (Rep. 12 Lines) Fax: 886-2-2808-1565

E-mail: hr@homeresource.com.tw

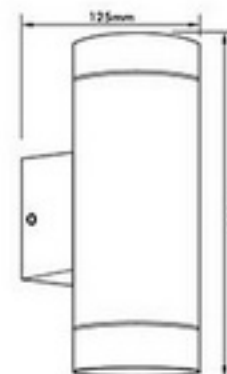
http://www.homeresource.com.tw



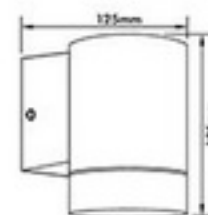
ISO 9001

Exterior Spot Light

- Material: Aluminum Die Cast
- Finish: Polished Alum/Black
- IP44



● **EL-413-2**
Bulb Adaptable: 2 x GU10 5W LED Bulb



● **EL-413**
Bulb Adaptable: GU10 5W LED Bulb



Home Resource Ind. Co., Ltd.

Taipei Headquarter:

4F, No. 69-5, Sec. 2, Chung Cheng East Rd., Tanshui Dist., New Taipei City, Taiwan

China Factory:

No.8, Yanjiang W. 1st Rd., Keji Ave., Torch Development Zone, Zhongshan City, Guangdong, China

Tel: 886-2-2809-1212 (Rep. 12 Lines) Fax: 886-2-2808-1565

E-mail: hr@homeresource.com.tw

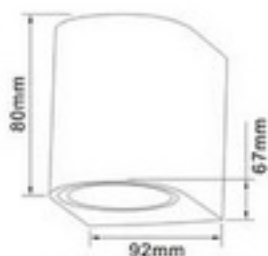
<http://www.homeresource.com.tw>



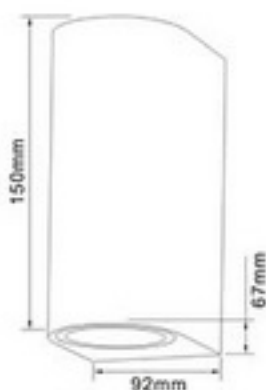
ISO 9001

Exterior Spot Light

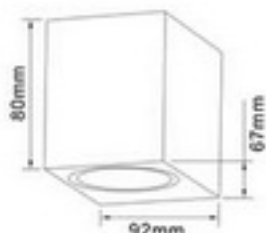
- Material: Alu. Body + Clear Glass Diffuser
- Voltage: 220V ~ 240V
- Color: Black / White / Grey
- IP44



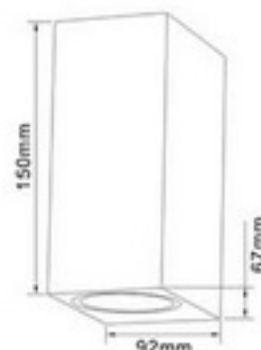
● **EL-420W-1**
Bulb Adaptable:
GU10 5W LED Bulb



● **EL-420W-2**
Bulb Adaptable:
2 x GU10 5W LED Bulb



● **EL-429**
Bulb Adaptable:
GU10 5W LED Bulb



● **EL-429-2**
Bulb Adaptable:
2 x GU10 5W LED Bulb



Home Resource Ind. Co., Ltd.

Taipei Headquarter:

4F, No. 69-5, Sec. 2, Chung Cheng East Rd., Tanshui Dist., New Taipei City, Taiwan

China Factory:

No.8, Yanjiang W. 1st Rd., Keji Ave., Torch Development Zone, Zhongshan City, Guangdong, China

Tel: 886-2-2809-1212 (Rep. 12 Lines) Fax: 886-2-2808-1565

E-mail: hr@homeresource.com.tw

<http://www.homeresource.com.tw>



ISO 9001

LED Mood Light with Torch

- Material: ABS + PS
- Lamp: 1W (1pc 1W High Power LED)
- Battery Working Time: 10~12H (3 x AAA Excl.)
- Switch: On/Off Switch
- Color: White

SGS CE



● KLED-48




Solar Light

- Material: Plastic
- LED: 1pc White
- Solar panel: 5.5V 90mA
- Battery: 1PC x 18650/3.7V 1200mAh Li-ion battery
- Induction Distance: 3-5M
- Induction time: 30s



● **SOL-207**

Lumen: 60LM
Induction Angle: 120° / 60°
Color: Dark Brown/Black



● **SOL-305**

Lumen: 110LM
Induction Angle: 120°
Color: Black



Home Resource Ind. Co., Ltd.

Taipei Headquarter:

4F, No. 69-5, Sec. 2, Chung Cheng East Rd., Tanshui Dist., New Taipei City, Taiwan

China Factory:

No.8, Yanjiang W. 1st Rd., Keji Ave., Torch Development Zone, Zhongshan City, Guangdong, China

Tel: 886-2-2809-1212 (Rep. 12 Lines) Fax: 886-2-2808-1565

E-mail: hr@homeresource.com.tw

http://www.homeresource.com.tw



ISO 9001



Home Resource Ind. Co., Ltd.

The 21st Home Resource Prize Golf Invitation Tournament

To be held at Agile Golf & Country Club, ZhongShan, China

Expect your Participation



■ **Home Resource Golf Team**

Welcome Your Participation for a Friendly Golf Competition



Please call reservation line: +86-760-2369-9888 ext.803 Cynthia Cheng



Manufacturer • Buying Agent • Inspection Agent



Home Resource Ind. Co., Ltd.

4F, No. 69-5, Sec. 2, Chung Cheng East Rd., Tanshui District 25170, New Taipei City, Taiwan

Tel : 886-2-2809-1212 (Rep. 12Lines) Fax : 886-2-2808-1565

E-mail : hr@homerresource.com.tw www.homerresource.com.tw

Factory : Green Resource Illumination Co., Ltd. (ZhongShan)

No. 8, Yanjiang W. 1st Rd., Keji Ave., Torch Development Zone, Zhongshan City,

Guangdong, China

廣東省中山市火炬開發區科技大道沿江西一路8號



ISO 9001